



SZABO SCANDIC

Part of Europa Biosite

Produktinformation



Forschungsprodukte & Biochemikalien



Zellkultur & Verbrauchsmaterial



Diagnostik & molekulare Diagnostik



Laborgeräte & Service

Weitere Information auf den folgenden Seiten!
See the following pages for more information!



Lieferung & Zahlungsart

siehe unsere [Liefer- und Versandbedingungen](#)

Zuschläge

- Mindermengenzuschlag
- Trockeneiszuschlag
- Gefahrgutzuschlag
- Expressversand

SZABO-SCANDIC HandelsgmbH

Quellenstraße 110, A-1100 Wien

T. +43(0)1 489 3961-0

F. +43(0)1 489 3961-7

mail@szabo-scandic.com

www.szabo-scandic.com

[linkedin.com/company/szaboscandic](https://www.linkedin.com/company/szaboscandic) 

PRKCZ MaxPab mouse polyclonal antibody (B01) MaxPab®

Catalog # : H00005590-B01

規格 : [50 uL]


[List All](#)

Specification

Product Description:	Mouse polyclonal antibody raised against a full-length human PRKCZ protein.
Immunogen:	PRKCZ (NP_002735.3, 1 a.a. ~ 592 a.a) full-length human protein.
Sequence:	MPSRTGPKMEGSGGRVRLKAHYGGDIFITSVDAATTFEELCEEVRDMC RLHQQHPLTLKVVWVDEGDPCTVSSQMELEEFRLARQCRDEGLIIVFP STPEQPGLPCPGEDKSIYRRGARRWRKLYRANGHLFQAKRFNRRAYCG QCSERIWGLARQGYRCINCKLLVHKRCHGLVPLTCRKHMD SVMPSQEP PVDDKNEDADLPSEETDGIAYISSSRKHDSIKDDSEDLPVIDGMDGKISQ GLGLQDFDLIRVIGRGSYAKVLLVRLKKNQIYAMKVVKELVHDDDEDID WVQTEKHVFEQASSNPFLVGLHSCFQTT SRLFLVIEYVNGGDLMFHMQ RQRKLP EEHARFYAAEICIALNFLHERGIIYRDLKLDNMLLDADGHIKLT DY GMCKEGLGPGDTTSTFCGTPNYIAPEILRGEEYGFSDVWWALGVL MFE MMAGRSPFDIITDNPDMNTEDYLFQVILEKPIRIPRFLSVKASHVLKGF LNK DPKERLGC RPQTGFSDIKSHAFR SIDWDLLEKKQALPPFQPQITDDY G LDNFDTQFTSEPVQLTPDDEDAIKRIDQSEFEGFEYINPLLLSTEE SV
Host:	Mouse
Reactivity:	Human
Quality Control Testing:	Antibody reactive against mammalian transfected lysate.
Storage Buffer:	No additive
Storage Instruction:	Store at -20°C or lower. Aliquot to avoid repeated freezing and thawing.
Note:	For IHC and IF applications, antibody purification with Protein A will be needed prior to use.
MSDS:	Download
Datasheet:	Download

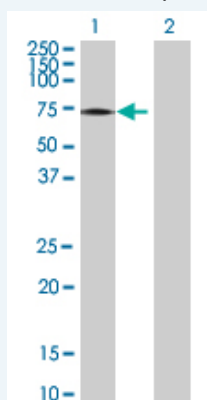
Application Image

Western Blot (Transfected lysate)



Applications


Western Blot (Transfected lysate)



Western Blot analysis of PRKCZ expression in transfected 293T cell line ([H00005590-T01](#)) by PRKCZ MaxPab polyclonal antibody.

Lane 1: PRKCZ transfected lysate(65.12 KDa).

Lane 2: Non-transfected lysate.

 [Protocol Download](#)

Gene Information

Entrez GeneID: [5590](#)

**GeneBank
Accession#:** [NM_002744.4](#)

**Protein
Accession#:** [NP_002735.3](#)

Gene Name: PRKCZ

Gene Alias: PKC-ZETA,PKC2

**Gene
Description:** protein kinase C, zeta

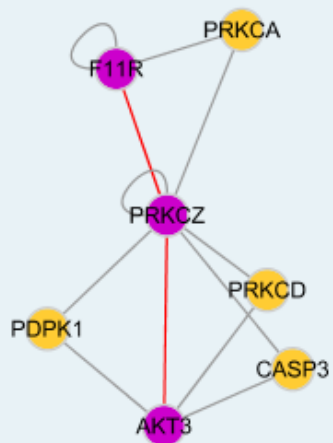
Omim ID: [176982](#)

Gene Ontology: [Hyperlink](#)

Gene Summary: Protein kinase C (PKC) zeta is a member of the PKC family of serine/threonine kinases which are involved in a variety of cellular processes such as proliferation, differentiation and secretion. Unlike the classical PKC isoenzymes which are calcium-dependent, PKC zeta exhibits a kinase activity which is independent of calcium and diacylglycerol but not of phosphatidylserine. Furthermore, it is insensitive to typical PKC inhibitors and cannot be activated by phorbol ester. Unlike the classical PKC isoenzymes, it has only a single zinc finger module. These structural and biochemical properties indicate that the zeta subspecies is related to, but distinct from other isoenzymes of PKC. Alternative splicing results in multiple transcript variants encoding different isoforms. [provided by RefSeq]

**Other
Designations:** OTTHUMP00000001368,OTTHUMP00000044160

Interactome



Gene Pathway

[Chemokine signaling pathway](#) [Endocytosis](#) [Insulin signaling pathway](#) [Tight junction](#)
[Type II diabetes mellitus](#)

Related Disease

[Cardiovascular Diseases](#) [Diabetes Mellitus, Type 2](#) [Edema](#)
[Genetic Predisposition to Disease](#)

[服務條款](#) | [隱私權政策](#) | [著作及商標](#) | [網站地圖](#)

©2016 亞諾法生技股份有限公司 Abnova Corporation. 版權所有.