



SZABO SCANDIC

Part of Europa Biosite

Produktinformation



Forschungsprodukte & Biochemikalien



Zellkultur & Verbrauchsmaterial



Diagnostik & molekulare Diagnostik



Laborgeräte & Service

Weitere Information auf den folgenden Seiten!
See the following pages for more information!



Lieferung & Zahlungsart

siehe unsere [Liefer- und Versandbedingungen](#)

Zuschläge

- Mindermengenzuschlag
- Trockeneiszuschlag
- Gefahrgutzuschlag
- Expressversand

SZABO-SCANDIC HandelsgmbH

Quellenstraße 110, A-1100 Wien

T. +43(0)1 489 3961-0

F. +43(0)1 489 3961-7

mail@szabo-scandic.com

www.szabo-scandic.com

[linkedin.com/company/szaboscandic](https://www.linkedin.com/company/szaboscandic) 

PRKG1 monoclonal antibody (M03), clone 2B3

Catalog # : H00005592-M03

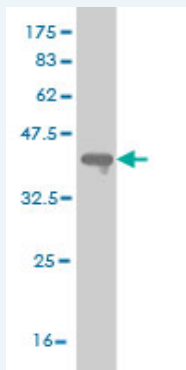
規格 : [100 ug]

[List All](#)

Specification

Product Description:	Mouse monoclonal antibody raised against a partial recombinant PRKG1.
Immunogen:	PRKG1 (NP_006249, 73 a.a. ~ 170 a.a) partial recombinant protein with GST tag. MW of the GST tag alone is 26 KDa.
Sequence:	RTKRQAISAEPTAFDIQDLSHVTLPFYKSPQSKDLIKEAILDNDFMKNLELSQIQEIVDCMYPVEYGKDSCIIKEGDVGLVYVMEDGKVEVTKEGV
Host:	Mouse
Reactivity:	Human
Isotype:	IgG1 Kappa

Quality Control Testing: Antibody Reactive Against Recombinant Protein.



Western Blot detection against Immunogen (36.52 KDa) .

Storage Buffer: In 1x PBS, pH 7.4

Storage Instruction: Store at -20°C or lower. Aliquot to avoid repeated freezing and thawing.

MSDS: [Download](#)

Datasheet: [Download](#)

Applications

Western Blot (Recombinant protein)

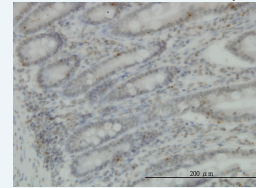
[Protocol Download](#)

Immunohistochemistry (Formalin/PFA-fixed paraffin-embedded sections)

Application Image

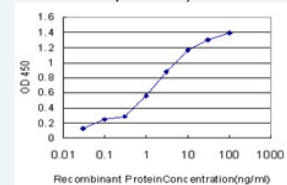
Western Blot (Recombinant protein)

Immunohistochemistry (Formalin/PFA-fixed paraffin-embedded sections)



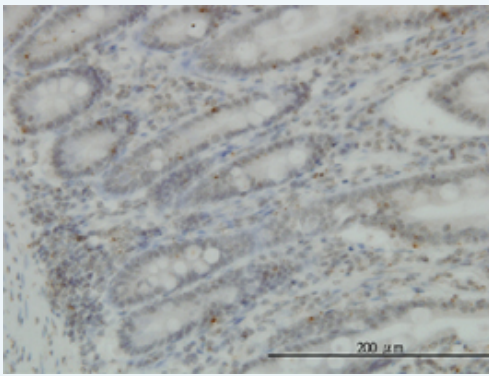
[enlarge](#)

Sandwich ELISA (Recombinant protein)



[enlarge](#)

ELISA

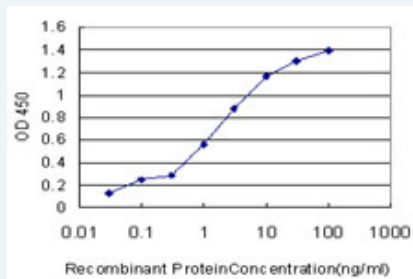


[enlarge this image](#)

Immunoperoxidase of monoclonal antibody to PRKG1 on formalin-fixed paraffin-embedded human small Intestine. [antibody concentration 3 ug/ml]

[Protocol Download](#)

Sandwich ELISA (Recombinant protein)



Detection limit for recombinant GST tagged PRKG1 is approximately 0.1ng/ml as a capture antibody.

[Protocol Download](#)

ELISA

Gene Information

Entrez GeneID: [5592](#)

GeneBank [NM_006258](#)

Accession#:

Protein [NP_006249](#)

Accession#:

Gene Name: PRKG1

Gene Alias: CGKI,DKFZp686K042,FLJ36117,MGC71944,PGK,PKG,PRKG1B,PRKG R1B,cGKI-BETA,cGKI-alpha

Gene Description: protein kinase, cGMP-dependent, type I

Description:

Omim ID: [176894](#)

Gene Ontology: [Hyperlink](#)

Other Designations: OTTHUMP00000019619,OTTHUMP00000061216,protein kinase,

cGMP-dependent, regulatory, type I, beta

Gene Pathway

[Gap junction](#) [Long-term depression](#) [Olfactory transduction](#)

[Vascular smooth muscle contraction](#)

Related Disease

[Alzheimer Disease](#) [Attention Deficit Disorder with Hyperactivity](#) [Brain Ischemia](#)

[Cardiovascular Diseases](#) [Cerebral Hemorrhage](#) [Coronary Disease](#)
[Diabetes Mellitus, Type 2](#) [Diseases in Twins](#) [Edema](#) [Genetic Predisposition to Disease](#)
[Hypertension](#) [Intracranial Hemorrhages](#) [Mental Status Schedule](#) [Myocardial Infarction](#)
[Obesity](#) [Obesity](#) [Personality Inventory](#) [Stroke](#) [Subarachnoid Hemorrhage](#)

... see more

[服務條款](#) | [隱私權政策](#) | [著作及商標](#) | [網站地圖](#)

©2016 亞諾法生技股份有限公司 Abnova Corporation. 版權所有.