



SZABO SCANDIC

Part of Europa Biosite

Produktinformation



Forschungsprodukte & Biochemikalien



Zellkultur & Verbrauchsmaterial



Diagnostik & molekulare Diagnostik



Laborgeräte & Service

Weitere Information auf den folgenden Seiten!
See the following pages for more information!



Lieferung & Zahlungsart

siehe unsere [Liefer- und Versandbedingungen](#)

Zuschläge

- Mindermengenzuschlag
- Trockeneiszuschlag
- Gefahrgutzuschlag
- Expressversand

SZABO-SCANDIC HandelsgmbH

Quellenstraße 110, A-1100 Wien

T. +43(0)1 489 3961-0

F. +43(0)1 489 3961-7

mail@szabo-scandic.com

www.szabo-scandic.com

[linkedin.com/company/szaboscandic](https://www.linkedin.com/company/szaboscandic) 

MAPK13 monoclonal antibody (M04), clone 1E6

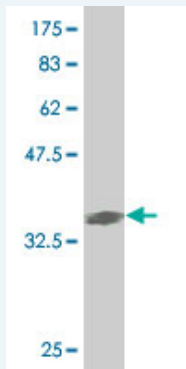
Catalog # : H00005603-M04

規格 : [100 ug]

[List All](#)

Specification

Product Description:	Mouse monoclonal antibody raised against a partial recombinant MAPK13.
Immunogen:	MAPK13 (AAH00433, 251 a.a. ~ 365 a.a) partial recombinant protein with GST tag. MW of the GST tag alone is 26 KDa.
Sequence:	NDKAAKSYIQSLPQTPRKDFLQLFPRASPQAADLLEKMLELDVDRRLTA AQALHPFFPEFRDPEEETEAAQQPFDDSLEHEKLTVDEWKQHIYKEVNF SPIARKDSRRRRSGMKL
Host:	Mouse
Reactivity:	Human
Isotype:	IgG1 Kappa
Quality Control Testing:	Antibody Reactive Against Recombinant Protein.



Western Blot detection against Immunogen (38.28 KDa) .

Storage Buffer: In 1x PBS, pH 7.4

Storage Instruction: Store at -20°C or lower. Aliquot to avoid repeated freezing and thawing.

MSDS: [Download](#)


Datasheet: [Download](#)

Applications

Western Blot (Cell lysate)

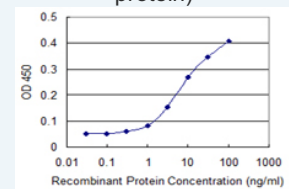
Application Image

Western Blot (Cell lysate)

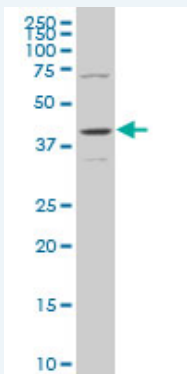


Western Blot (Recombinant protein)

Sandwich ELISA (Recombinant protein)



ELISA



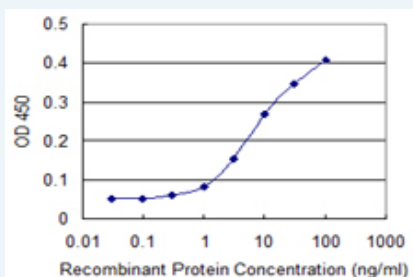
MAPK13 monoclonal antibody (M04), clone 1E6 Western Blot analysis of MAPK13 expression in HepG2 (Cat # L019V1).

[Protocol Download](#)

Western Blot (Recombinant protein)

[Protocol Download](#)

Sandwich ELISA (Recombinant protein)



Detection limit for recombinant GST tagged MAPK13 is 0.3 ng/ml as a capture antibody.

[Protocol Download](#)

ELISA

Gene Information

Entrez GeneID: [5603](#)

GeneBank [BC000433](#)

Accession#:

Protein [AAH00433](#)

Accession#:

Gene Name: MAPK13

Gene Alias: MGC99536,PRKM13,SAPK4,p38delta

Gene Description: mitogen-activated protein kinase 13

Description:

Omim ID: [602899](#)

Gene Ontology: [Hyperlink](#)

Gene Summary: The protein encoded by this gene is a member of the MAP kinase family. MAP kinases act as an integration point for multiple biochemical signals, and are involved in a wide variety of cellular processes such as proliferation, differentiation, transcription regulation and development. This kinase is closely related to p38 MAP kinase, both of which can be activated by proinflammatory cytokines and cellular stress. MAP kinase kinases 3, and 6 can phosphorylate and activate this kinase. Transcription factor ATF2, and microtubule dynamics regulator stathmin have been shown to be the substrates of this kinase. [provided by RefSeq]

Other OTTHUMP00000016282,mitogen-activated protein kinase p38
Designations: delta, stress-activated protein kinase 4

Gene Pathway

[Amyotrophic lateral sclerosis \(ALS\)](#) [Epithelial cell signaling in Helicobacter pylori infection](#)
[Fc epsilon RI signaling pathway](#) [GnRH signaling pathway](#)
[Leukocyte transendothelial migration](#) [MAPK signaling pathway](#)
[Neurotrophin signaling pathway](#) [T cell receptor signaling pathway](#)
[Toll-like receptor signaling pathway](#) [VEGF signaling pathway](#)

Related Disease

[Cardiovascular Diseases](#) [Diabetes Mellitus, Type 2](#) [Edema](#) [HIV Infections](#)

[服務條款](#) | [隱私權政策](#) | [著作及商標](#) | [網站地圖](#)

©2016 亞諾法生技股份有限公司 Abnova Corporation. 版權所有.