



SZABO SCANDIC

Part of Europa Biosite

Produktinformation



Forschungsprodukte & Biochemikalien



Zellkultur & Verbrauchsmaterial



Diagnostik & molekulare Diagnostik



Laborgeräte & Service

Weitere Information auf den folgenden Seiten!
See the following pages for more information!



Lieferung & Zahlungsart

siehe unsere [Liefer- und Versandbedingungen](#)

Zuschläge

- Mindermengenzuschlag
- Trockeneiszuschlag
- Gefahrgutzuschlag
- Expressversand

SZABO-SCANDIC HandelsgmbH

Quellenstraße 110, A-1100 Wien

T. +43(0)1 489 3961-0

F. +43(0)1 489 3961-7

mail@szabo-scandic.com

www.szabo-scandic.com

[linkedin.com/company/szaboscandic](https://www.linkedin.com/company/szaboscandic) 

MAP2K5 monoclonal antibody (M01), clone M1-E6

Catalog # : H00005607-M01

規格 : [100 ug]

[List All](#)

Specification

Product Description: Mouse monoclonal antibody raised against a full length recombinant MAP2K5.

Immunogen: MAP2K5 (AAH08838, 1 a.a. ~ 448 a.a) full-length recombinant protein with GST tag. MW of the GST tag alone is 26 KDa.

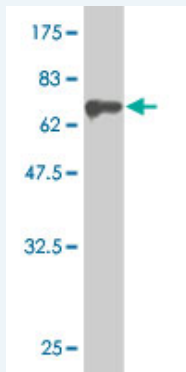
Sequence:
 MLWLALGPPFAMENQVLVIRIKIPNSGAVDWTVHSGPQLLFRDVLVDVIGQ
 VLPEATTTAFEYEDEDGDRITVRSDEEMKAMLSYYSTVMEQQVNGQLI
 EPLQIFPRACKPPGERNIHGLKVNTRAGPSQHSPPAVSDSLPSNSLKKSS
 AELKKILANGQMNEQDIRYRDTLGHGNGGTVYKAYHVP SGKILAVKVILLD
 ITLELQKQIMSELEILYKCDSSYIGFYGAFFVENRISICTEFMDGGSLDVYR
 KMPEHVLGRIAVAVVKGLTYLWSLKILHRDVKPSNMLVNTRGQVKLCDF
 GVSTQLVNSIAKTYVGTNAYMAPERISGEQYGIHSDVWVSLGISFMELALG
 RFPYPQIQKNQGSMLMPLQLLQCIVDEDSPVLPVGESSEPFVHFITQCMRK
 QPKERPAPPEELMGHPFIVQFNDGNAAVVSMWVCRALEERSQGGPP

Host: Mouse

Reactivity: Human

Isotype: IgG1 Kappa

Quality Control Testing: Antibody Reactive Against Recombinant Protein.



Western Blot detection against Immunogen (75.02 KDa) .

Storage Buffer: In 1x PBS, pH 7.4

Storage Instruction: Store at -20°C or lower. Aliquot to avoid repeated freezing and thawing.

MSDS: [Download](#)

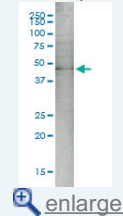
Datasheet: [Download](#)

Applications


Western Blot (Cell lysate)

Application Image

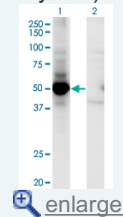
Western Blot (Cell lysate)



Western Blot (Cell lysate)

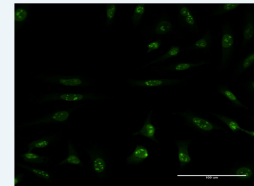


Western Blot (Transfected lysate)

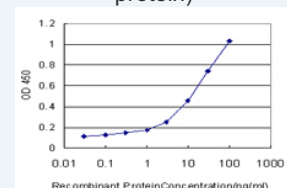


Western Blot (Recombinant protein)

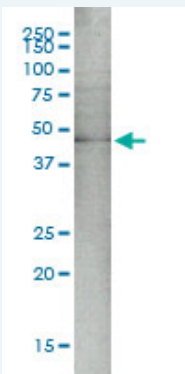
Immunofluorescence



Sandwich ELISA (Recombinant protein)




ELISA



MAP2K5 monoclonal antibody (M01), clone M1-E6 Western Blot analysis of MAP2K5 expression in Jurkat (Cat # L017V1).

 [Protocol Download](#)

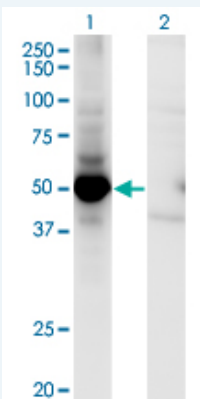
Western Blot (Cell lysate)



MAP2K5 monoclonal antibody (M01), clone M1-E6. Western Blot analysis of MAP2K5 expression in K-562 (Cat # L009V1).

 [Protocol Download](#)

Western Blot (Transfected lysate)



Western Blot analysis of MAP2K5 expression in transfected 293T cell line by MAP2K5 monoclonal antibody (M01), clone M1-E6.

Lane 1: MAP2K5 transfected lysate (Predicted MW: 50.1 KDa).

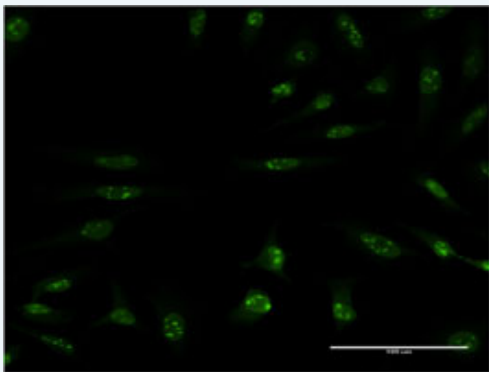
Lane 2: Non-transfected lysate.

 [Protocol Download](#)

Western Blot (Recombinant protein)

 [Protocol Download](#)

Immunofluorescence

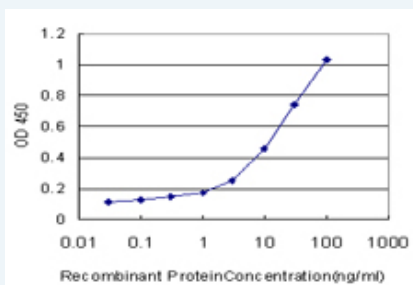


[enlarge this image](#)

Immunofluorescence of monoclonal antibody to MAP2K5 on HeLa cell . [antibody concentration 10 ug/ml]

[Protocol Download](#)

Sandwich ELISA (Recombinant protein)



Detection limit for recombinant GST tagged MAP2K5 is approximately 0.03ng/ml as a capture antibody.

[Protocol Download](#)

ELISA

Gene Information

Entrez GeneID: [5607](#)

GeneBank [BC008838](#)
Accession#:

Protein [AAH08838](#)
Accession#:

Gene Name: MAP2K5

Gene Alias: HsT17454,MAPKK5,MEK5,PRKMK5

Gene Description: mitogen-activated protein kinase kinase 5

Omim ID: [602520](#)

Gene Ontology: [Hyperlink](#)

Gene Summary: The protein encoded by this gene is a dual specificity protein kinase that belongs to the MAP kinase kinase family. This kinase specifically interacts with and activates MAPK7/ERK5. This kinase itself can be phosphorylated and activated by MAP3K3/MEKK3, as well as by atypical protein kinase C isoforms (aPKCs). The signal cascade mediated by this kinase is involved in growth factor stimulated cell proliferation and muscle cell differentiation. Four alternatively spliced transcript variants of this gene encoding distinct isoforms have been described. [provided by RefSeq]

Other Designations: MAP kinase kinase MEK5b,MAPK/ERK kinase 5,dual specificity mitogen-activated protein kinase kinase 5

Gene Pathway

[Gap junction](#) [MAPK signaling pathway](#) [Neurotrophin signaling pathway](#)

Related Disease

[Attention Deficit Disorder with Hyperactivity](#) [Cardiovascular Diseases](#)
[Diabetes Mellitus, Type 2](#) [Edema](#) [Genetic Predisposition to Disease](#)
[Neuropsychological Tests](#) [Nocturnal Myoclonus Syndrome](#) [Obsessive-Compulsive Disorder](#)
[Restless Legs Syndrome](#) [Tourette Syndrome](#)

[服務條款](#) | [隱私權政策](#) | [著作及商標](#) | [網站地圖](#)

©2016 亞諾法生技股份有限公司 Abnova Corporation. 版權所有.