



SZABO SCANDIC

Part of Europa Biosite

Produktinformation



Forschungsprodukte & Biochemikalien



Zellkultur & Verbrauchsmaterial



Diagnostik & molekulare Diagnostik



Laborgeräte & Service

Weitere Information auf den folgenden Seiten!
See the following pages for more information!



Lieferung & Zahlungsart

siehe unsere [Liefer- und Versandbedingungen](#)

Zuschläge

- Mindermengenzuschlag
- Trockeneiszuschlag
- Gefahrgutzuschlag
- Expressversand

SZABO-SCANDIC HandelsgmbH

Quellenstraße 110, A-1100 Wien

T. +43(0)1 489 3961-0

F. +43(0)1 489 3961-7

mail@szabo-scandic.com

www.szabo-scandic.com

[linkedin.com/company/szaboscandic](https://www.linkedin.com/company/szaboscandic) 

MAP2K5 monoclonal antibody (M06), clone 1F6

Catalog # : H00005607-M06


規格 : [100 ug]

List All

Specification

Product Description:	Mouse monoclonal antibody raised against a partial recombinant MAP2K5.
Immunogen:	MAP2K5 (AAH08838, 1 a.a. ~ 120 a.a) partial recombinant protein with GST tag. MW of the GST tag alone is 26 KDa.
Sequence:	MLWLALGPFAMENQVLVIRIKIPNSGAVDWTVHSGPQLLFRDVLVDVIGQ VLPEATTTAFEYEDEDGDRITVRSDEEMKAMLSYYYSTVMEQQVNGQLI EPLQIFPRACKPPGERNIHGL
Host:	Mouse
Reactivity:	Human
Isotype:	IgG1 Kappa

Quality Control Testing: Antibody Reactive Against Recombinant Protein.



Western Blot detection against Immunogen (38.83 KDa) .

Storage Buffer: In 1x PBS, pH 7.4

Storage Instruction: Store at -20°C or lower. Aliquot to avoid repeated freezing and thawing.

MSDS: [Download](#)

Datasheet: [Download](#)

Applications

Western Blot (Recombinant protein)

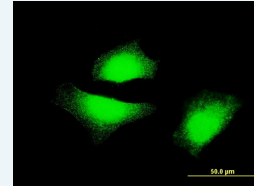
[Protocol Download](#)

Immunofluorescence

Application Image

Western Blot (Recombinant protein)

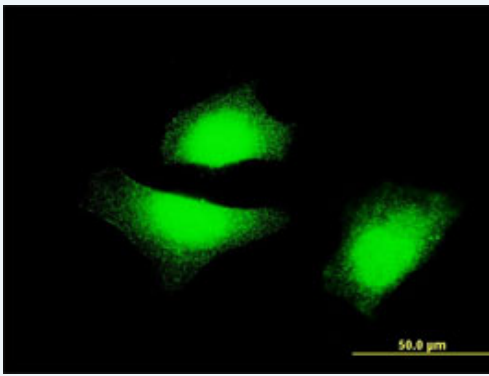
Immunofluorescence



[enlarge](#)

Sandwich ELISA (Recombinant protein)

ELISA



[enlarge this image](#)

Immunofluorescence of monoclonal antibody to MAP2K5 on HeLa cell . [antibody concentration 10 ug/ml]

[Protocol Download](#)

Sandwich ELISA (Recombinant protein)

Detection limit for recombinant GST tagged MAP2K5 is approximately 10ng/ml as a capture antibody.

[Protocol Download](#)

ELISA

Gene Information

Entrez GeneID: [5607](#)

GeneBank Accession#: [BC008838](#)

Protein Accession#: [AAH08838](#)

Gene Name: MAP2K5

Gene Alias: HsT17454,MAPKK5,MEK5,PRKMK5

Gene Description: mitogen-activated protein kinase kinase 5

Omim ID: [602520](#)

Gene Ontology: [Hyperlink](#)

Gene Summary: The protein encoded by this gene is a dual specificity protein kinase that belongs to the MAP kinase kinase family. This kinase specifically interacts with and activates MAPK7/ERK5. This kinase itself can be phosphorylated and activated by MAP3K3/MEKK3, as well as by atypical protein kinase C isoforms (aPKCs). The signal cascade mediated by this kinase is involved in growth factor stimulated cell proliferation and muscle cell differentiation. Four alternatively spliced transcript variants of this gene encoding distinct isoforms have been described. [provided by RefSeq]

Other Designations: MAP kinase kinase MEK5b,MAPK/ERK kinase 5,dual specificity mitogen-activated protein kinase kinase 5

Gene Pathway

[Gap junction](#) [MAPK signaling pathway](#) [Neurotrophin signaling pathway](#)

Related Disease

[Attention Deficit Disorder with Hyperactivity](#) [Cardiovascular Diseases](#)
[Diabetes Mellitus, Type 2](#) [Edema](#) [Genetic Predisposition to Disease](#)
[Neuropsychological Tests](#) [Nocturnal Myoclonus Syndrome](#) [Obsessive-Compulsive Disorder](#)

[服務條款](#) | [隱私權政策](#) | [著作及商標](#) | [網站地圖](#)

©2016 亞諾法生技股份有限公司 Abnova Corporation. 版權所有.