



SZABO SCANDIC

Part of Europa Biosite

Produktinformation



Forschungsprodukte & Biochemikalien



Zellkultur & Verbrauchsmaterial



Diagnostik & molekulare Diagnostik



Laborgeräte & Service

Weitere Information auf den folgenden Seiten!
See the following pages for more information!



Lieferung & Zahlungsart

siehe unsere [Liefer- und Versandbedingungen](#)

Zuschläge

- Mindermengenzuschlag
- Trockeneiszuschlag
- Gefahrgutzuschlag
- Expressversand

SZABO-SCANDIC HandelsgmbH

Quellenstraße 110, A-1100 Wien

T. +43(0)1 489 3961-0

F. +43(0)1 489 3961-7

mail@szabo-scandic.com

www.szabo-scandic.com

[linkedin.com/company/szaboscandic](https://www.linkedin.com/company/szaboscandic) 

EIF2AK2 monoclonal antibody (M01), clone 1B9

產品編號 #: H00005610-M01

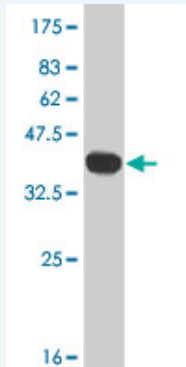
規格 : [100 ug]

List All

Specification

Product Description:	Mouse monoclonal antibody raised against a partial recombinant EIF2AK2.
Immunogen:	EIF2AK2 (NP_002750, 1 a.a. ~ 100 a.a) partial recombinant protein with GST tag. MW of the GST tag alone is 26 KDa.
Sequence:	MAGDLSAGFFMEELNTYRQKQGVVLKYQELPNSGPPHRRFTFQVIIDG REFPEGEGRSKKEAKNAAKLAVEILNKEKKAVSPLLLTTTNSSEGLSMG N
Host:	Mouse
Reactivity:	Human
Isotype:	IgG2a Kappa

Quality Control Testing: Antibody Reactive Against Recombinant Protein.



Western Blot detection against Immunogen (36.74 KDa) .

Storage Buffer: In 1x PBS, pH 7.4

Storage Instruction: Store at -20°C or lower. Aliquot to avoid repeated freezing and thawing.

MSDS: [Download](#)


Datasheet: [Download](#)

Applications

Western Blot (Cell lysate)

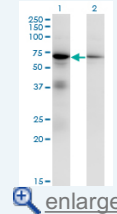
Application Image

Western Blot (Cell lysate)



[enlarge](#)

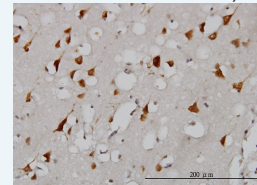
Western Blot (Transfected lysate)



[enlarge](#)

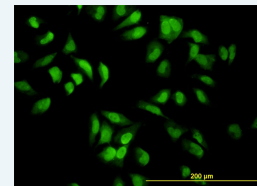
Western Blot (Recombinant protein)

Immunohistochemistry (Formalin/PFA-fixed paraffin-embedded sections)



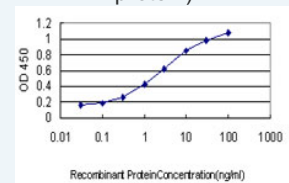
[enlarge](#)

Immunofluorescence



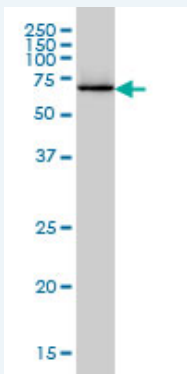
[enlarge](#)

Sandwich ELISA (Recombinant protein)



[enlarge](#)

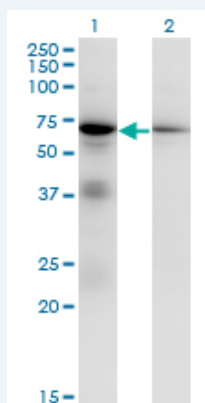
ELISA



EIF2AK2 monoclonal antibody (M01), clone 1B9. Western Blot analysis of EIF2AK2 expression in MCF-7 (Cat # L046V1).

 [Protocol Download](#)

Western Blot (Transfected lysate)



Western Blot analysis of EIF2AK2 expression in transfected 293T cell line by EIF2AK2 monoclonal antibody (M01), clone 1B9.

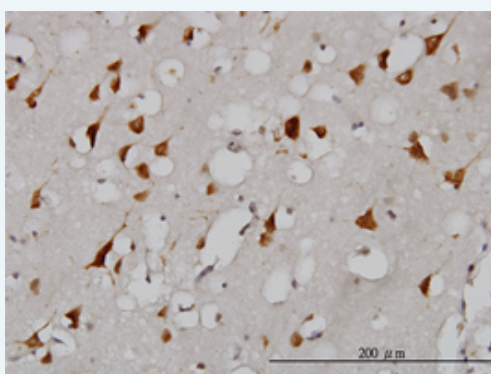
Lane 1: EIF2AK2 transfected lysate(62.1 KDa).
Lane 2: Non-transfected lysate.

 [Protocol Download](#)


Western Blot (Recombinant protein)

 [Protocol Download](#)

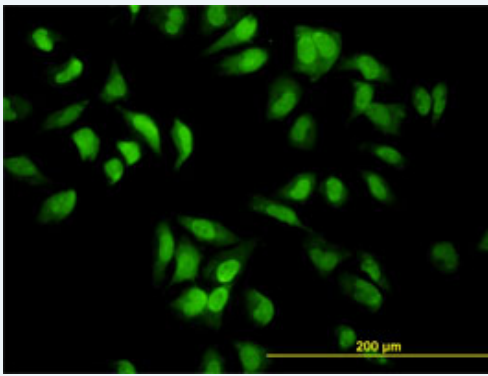
Immunohistochemistry (Formalin/PFA-fixed paraffin-embedded sections)



Immunoperoxidase of monoclonal antibody to EIF2AK2 on formalin-fixed paraffin-embedded human cerebral cortex. [antibody concentration 3 ug/ml]

 [Protocol Download](#)

Immunofluorescence

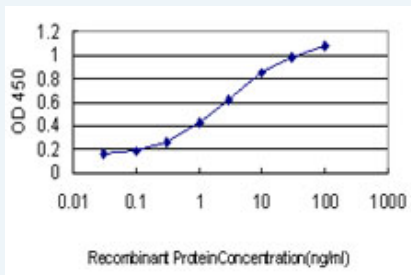


[enlarge this image](#)

Immunofluorescence of monoclonal antibody to EIF2AK2 on HeLa cell. [antibody concentration 10 ug/ml]

[Protocol Download](#)

Sandwich ELISA (Recombinant protein)



Detection limit for recombinant GST tagged EIF2AK2 is approximately 0.1 ng/ml as a capture antibody.

[Protocol Download](#)

ELISA

Gene Information

Entrez GeneID: [5610](#)

GeneBank Accession#: [NM_002759](#)

Protein Accession#: [NP_002750](#)

Gene Name: EIF2AK2

Gene Alias: EIF2AK1, MGC126524, PKR, PRKR

Gene Description: eukaryotic translation initiation factor 2-alpha kinase 2

Omim ID: [176871](#)

Gene Ontology: [Hyperlink](#)

Other Designations: OTTHUMP00000126954, double stranded RNA activated protein kinase, interferon-inducible eIF2alpha kinase, protein kinase, interferon-inducible double stranded RNA dependent

Related Disease

[Abortion](#), [Spontaneous Brain Ischemia](#) [Cardiovascular Diseases](#) [Coronary Disease](#) [Genetic Predisposition to Disease](#) [Hepatitis B](#) [Hepatitis C](#) [Hepatitis C, Chronic](#) [Liver Cirrhosis](#) [Myocardial Infarction](#) [Ovarian Neoplasms](#) [Stroke](#)

