



# SZABO SCANDIC

Part of Europa Biosite

## Produktinformation



Forschungsprodukte & Biochemikalien



Zellkultur & Verbrauchsmaterial



Diagnostik & molekulare Diagnostik



Laborgeräte & Service

Weitere Information auf den folgenden Seiten!  
See the following pages for more information!



### Lieferung & Zahlungsart

siehe unsere [Liefer- und Versandbedingungen](#)

### Zuschläge

- Mindermengenzuschlag
- Trockeneiszuschlag
- Gefahrgutzuschlag
- Expressversand

### SZABO-SCANDIC HandelsgmbH

Quellenstraße 110, A-1100 Wien

T. +43(0)1 489 3961-0

F. +43(0)1 489 3961-7

[mail@szabo-scandic.com](mailto:mail@szabo-scandic.com)

[www.szabo-scandic.com](http://www.szabo-scandic.com)

[linkedin.com/company/szaboscandic](https://www.linkedin.com/company/szaboscandic) 

## EIF2AK2 monoclonal antibody (M03), clone 2C2

Catalog # : H00005610-M03

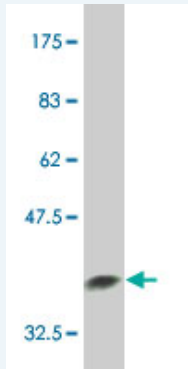
規格 : [ 100 ug ]

[List All](#)

### Specification

<b>Product Description:</b>	Mouse monoclonal antibody raised against a partial recombinant EIF2AK2.
<b>Immunogen:</b>	EIF2AK2 (NP_002750, 1 a.a. ~ 100 a.a) partial recombinant protein with GST tag. MW of the GST tag alone is 26 KDa.
<b>Sequence:</b>	MAGDLSAGFFMEELNTYRQKQGVVLKYQELPNSGPPHRRFTFQVIIDG REFPEGEGRSKKEAKNAAKLAVEILNKEKKAVSPLLLTTTNSSEGLSMG N
<b>Host:</b>	Mouse
<b>Reactivity:</b>	Human
<b>Isotype:</b>	IgG

**Quality Control Testing:** Antibody Reactive Against Recombinant Protein.



Western Blot detection against Immunogen (36.74 KDa) .

**Storage Buffer:** In 1x PBS, pH 7.4

**Storage Instruction:** Store at -20°C or lower. Aliquot to avoid repeated freezing and thawing.

**MSDS:** [Download](#)


**Datasheet:** [Download](#)

### Applications

Western Blot (Cell lysate)

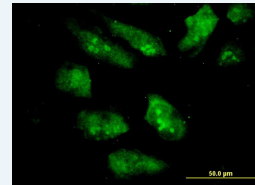
### Application Image

Western Blot (Cell lysate)

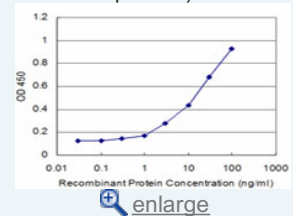


Western Blot (Recombinant protein)

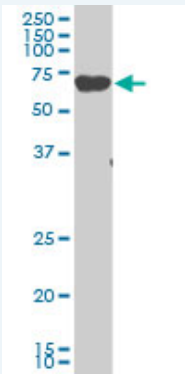
Immunofluorescence



Sandwich ELISA (Recombinant protein)



ELISA



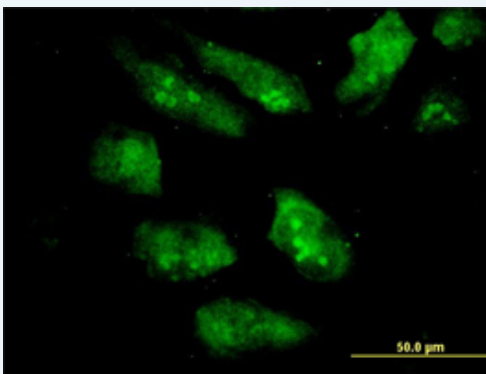
EIF2AK2 monoclonal antibody (M03), clone 2C2 Western Blot analysis of EIF2AK2 expression in HeLa S3 NE ( Cat # L013V3 ).

[Protocol Download](#)

#### Western Blot (Recombinant protein)

[Protocol Download](#)

#### Immunofluorescence

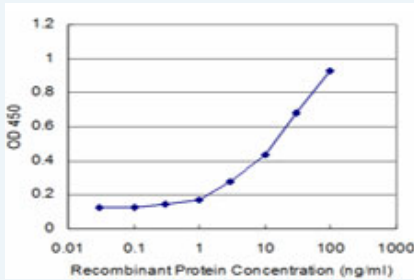


[enlarge this image](#)

Immunofluorescence of monoclonal antibody to EIF2AK2 on HeLa cell. [antibody concentration 10 ug/ml]

[Protocol Download](#)

#### Sandwich ELISA (Recombinant protein)



Detection limit for recombinant GST tagged EIF2AK2 is approximately 0.3ng/ml as a capture antibody.

[Protocol Download](#)

#### ELISA

#### Gene Information

Entrez GeneID: [5610](#)

GeneBank [NM\\_002759](#)

Accession#:

Protein [NP\\_002750](#)

Accession#:

Gene Name: EIF2AK2

Gene Alias: EIF2AK1,MGC126524,PKR,PRKR

**Gene** eukaryotic translation initiation factor 2-alpha kinase 2

**Description:**

**Omim ID:** [176871](#)

**Gene Ontology:** [Hyperlink](#)

**Other Designations:** OTTHUMP00000126954,double stranded RNA activated protein kinase,interferon-inducible eIF2alpha kinase,protein kinase, interferon-inducible double stranded RNA dependent

**Related Disease**

[Abortion](#), [Spontaneous Brain Ischemia](#) [Cardiovascular Diseases](#) [Coronary Disease](#)  
[Genetic Predisposition to Disease](#) [Hepatitis B](#) [Hepatitis C](#) [Hepatitis C, Chronic](#)  
[Liver Cirrhosis](#) [Myocardial Infarction](#) [Ovarian Neoplasms](#) [Stroke](#)

[服務條款](#) | [隱私權政策](#) | [著作及商標](#) | [網站地圖](#)

©2016 亞諾法生技股份有限公司 Abnova Corporation. 版權所有.