



# SZABO SCANDIC

Part of Europa Biosite

## Produktinformation



Forschungsprodukte & Biochemikalien



Zellkultur & Verbrauchsmaterial



Diagnostik & molekulare Diagnostik



Laborgeräte & Service

Weitere Information auf den folgenden Seiten!  
See the following pages for more information!



### Lieferung & Zahlungsart

siehe unsere [Liefer- und Versandbedingungen](#)

### Zuschläge

- Mindermengenzuschlag
- Trockeneiszuschlag
- Gefahrgutzuschlag
- Expressversand

### SZABO-SCANDIC HandelsgmbH

Quellenstraße 110, A-1100 Wien

T. +43(0)1 489 3961-0

F. +43(0)1 489 3961-7

[mail@szabo-scandic.com](mailto:mail@szabo-scandic.com)

[www.szabo-scandic.com](http://www.szabo-scandic.com)

[linkedin.com/company/szaboscandic](https://www.linkedin.com/company/szaboscandic) 

## DNAJC3 monoclonal antibody (M01), clone 4D3-F2

Catalog # : H00005611-M01

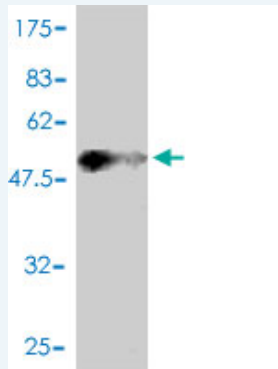
規格 : [ 100 ug ]

[List All](#)

### Specification

<b>Product Description:</b>	Mouse monoclonal antibody raised against a full length recombinant DNAJC3.
<b>Immunogen:</b>	DNAJC3 (AAH33823, 1 a.a. ~ 234 a.a) full-length recombinant protein with GST tag. MW of the GST tag alone is 26 KDa.
<b>Sequence:</b>	MVAPGSVTSRLGSVFPFLLVLDLQYEGAECGVNADVEKHLELGKLLA AGQLADALSQFHAAVDGDPDNYIAYRRATVFLAMGKSKAALPDLTKVIQ LKMDFTAARLQRGHLLKQKGLDEAEDDFKKVVPVPSLLGLQRSLLDD LYLLFWFFLMKKVTFRCLSSAISECLPQSLNLMKFNLLISFLLLWTVRLVS CLRSIHAYVGSKTFLISSKSFMVLCFIFKPIVYLS
<b>Host:</b>	Mouse
<b>Reactivity:</b>	Human
<b>Isotype:</b>	IgG2a kappa

**Quality Control Testing:** Antibody Reactive Against Recombinant Protein.



Western Blot detection against Immunogen (51.48 KDa) .

**Storage Buffer:** In 1x PBS, pH 7.4

**Storage Instruction:** Store at -20°C or lower. Aliquot to avoid repeated freezing and thawing.

**MSDS:** [Download](#)

**Datasheet:** [Download](#)

### Publication Reference

- [p58\(IPK\) is an Inhibitor of the eIF2 \$\alpha\$  Kinase GCN2 and its Localisation and Expression Underpin Protein Synthesis and ER Processing Capacity.](#)  
Roobol A, Roobol J, Bastide A, Knight JR, Willis AE, Smales CMBiochem J. 2014 Oct 20.

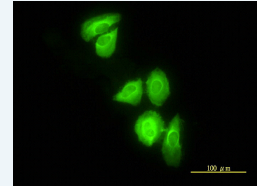
### Applications

**Western Blot (Recombinant protein)**

### Application Image

Western Blot (Recombinant protein)

Immunofluorescence

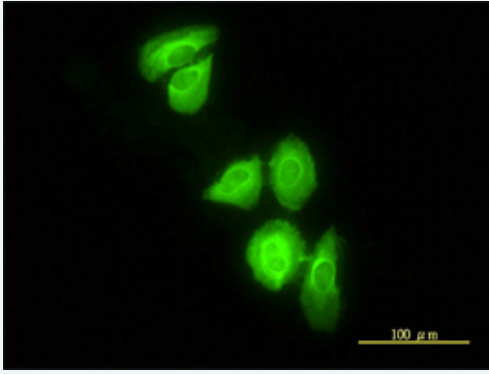


[enlarge](#)

ELISA

[Protocol Download](#)

## Immunofluorescence



[enlarge this image](#)

Immunofluorescence of monoclonal antibody to DNAJC3 on HeLa cell. [antibody concentration 10 ug/ml]

[Protocol Download](#)

## ELISA

### Gene Information

Entrez GeneID: [5611](#)

GeneBank Accession#: [BC033823](#)

Protein Accession#: [AAH33823](#)

Gene Name: DNAJC3

Gene Alias: HP58,P58,P58IPK,PRKRI

Gene Description: DnaJ (Hsp40) homolog, subfamily C, member 3

Omim ID: [601184](#)

Gene Ontology: [Hyperlink](#)

**Gene Summary:** The protein encoded by this gene contains multiple tetratricopeptide repeat (TPR) motifs as well as the highly conserved J domain found in DNAJ chaperone family members. It is a member of the tetratricopeptide repeat family of proteins and acts as an inhibitor of the interferon-induced, dsRNA-activated protein kinase (PKR). [provided by RefSeq]

**Other Designations:** OTTHUMP00000018567,protein-kinase, interferon-inducible double stranded RNA dependent inhibitor

[服務條款](#) | [隱私權政策](#) | [著作及商標](#) | [網站地圖](#)

©2016 亞諾法生技股份有限公司 Abnova Corporation. 版權所有.