



SZABO SCANDIC

Part of Europa Biosite

Produktinformation



Forschungsprodukte & Biochemikalien



Zellkultur & Verbrauchsmaterial



Diagnostik & molekulare Diagnostik



Laborgeräte & Service

Weitere Information auf den folgenden Seiten!
See the following pages for more information!



Lieferung & Zahlungsart

siehe unsere [Liefer- und Versandbedingungen](#)

Zuschläge

- Mindermengenzuschlag
- Trockeneiszuschlag
- Gefahrgutzuschlag
- Expressversand

SZABO-SCANDIC HandelsgmbH

Quellenstraße 110, A-1100 Wien

T. +43(0)1 489 3961-0

F. +43(0)1 489 3961-7

mail@szabo-scandic.com

www.szabo-scandic.com

[linkedin.com/company/szaboscandic](https://www.linkedin.com/company/szaboscandic) 

DNAJC3 monoclonal antibody (M03), clone S2

Catalog # : H00005611-M03

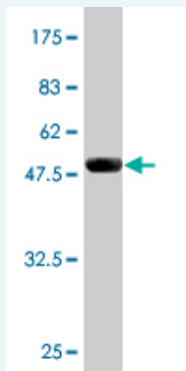
規格 : [100 ug]

[List All](#)

Specification

Product Description:	Mouse monoclonal antibody raised against a full-length recombinant DNAJC3.
Immunogen:	DNAJC3 (AAH33823, 1 a.a. ~ 234 a.a) full-length recombinant protein with GST tag. MW of the GST tag alone is 26 KDa.
Sequence:	MVAPGSVTSRLGVSFPFLLVLDLQYEGAECGVNADVEKHLELGKKLLA AGQLADALSQFHAAVDGDPDNYIAYRRATVFLAMGKSKAALPDLTKVIQ LKMDFTAARLQRGHLLKQGKLDEAEDDFKKVVPVPSLLGLQRSLDD LYLLFWFFLMKKVTFRCLSSAISECLPQSLNLMKFNLLISFLLLWTVRLVS CLRSIHAVGSKTFLISSKSFMVLCFIFKPIVYLS
Host:	Mouse
Reactivity:	Human
Isotype:	IgG2a Kappa

Quality Control Testing: Antibody Reactive Against Recombinant Protein.



Western Blot detection against Immunogen (51.48 KDa) .

Storage Buffer: In 1x PBS, pH 7.4

Storage Instruction: Store at -20°C or lower. Aliquot to avoid repeated freezing and thawing.

MSDS: [Download](#)

Datasheet: [Download](#)

Applications

Western Blot (Recombinant protein)

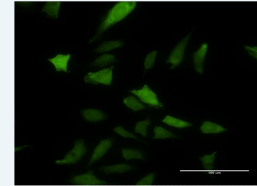
[Protocol Download](#)

Immunofluorescence

Application Image

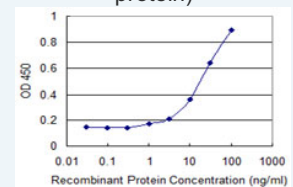
Western Blot (Recombinant protein)

Immunofluorescence



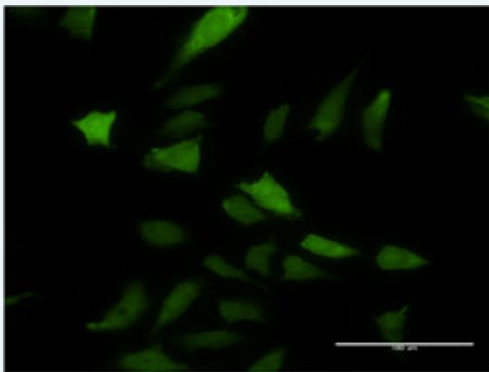
[enlarge](#)

Sandwich ELISA (Recombinant protein)



[enlarge](#)

ELISA

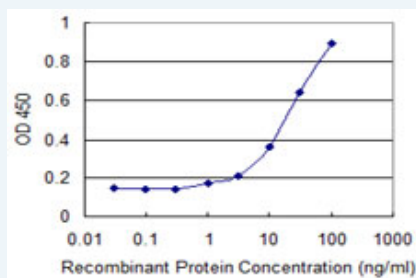


[enlarge this image](#)

Immunofluorescence of monoclonal antibody to DNAJC3 on HeLa cell . [antibody concentration 10 ug/ml]

[Protocol Download](#)

Sandwich ELISA (Recombinant protein)



Detection limit for recombinant GST tagged DNAJC3 is 0.3 ng/ml as a capture antibody.

[Protocol Download](#)

ELISA

Gene Information

Entrez GeneID: [5611](#)

GeneBank [BC033823](#)
Accession#:

Protein [AAH33823](#)
Accession#:

Gene Name: DNAJC3

Gene Alias: HP58,P58,P58IPK,PRKRI

Gene Description: DnaJ (Hsp40) homolog, subfamily C, member 3

Omim ID: [601184](#)

Gene Ontology: [Hyperlink](#)

Gene Summary: The protein encoded by this gene contains multiple tetratricopeptide repeat (TPR) motifs as well as the highly conserved J domain found in DNAJ chaperone family members. It is a member of the tetratricopeptide repeat family of proteins and acts as an inhibitor of the interferon-induced, dsRNA-activated protein kinase (PKR). [provided by RefSeq]

Other Designations: OTTHUMP00000018567,protein-kinase, interferon-inducible double stranded RNA dependent inhibitor

