



SZABO SCANDIC

Part of Europa Biosite

Produktinformation



Forschungsprodukte & Biochemikalien



Zellkultur & Verbrauchsmaterial



Diagnostik & molekulare Diagnostik



Laborgeräte & Service

Weitere Information auf den folgenden Seiten!
See the following pages for more information!



Lieferung & Zahlungsart

siehe unsere [Liefer- und Versandbedingungen](#)

Zuschläge

- Mindermengenzuschlag
- Trockeneiszuschlag
- Gefahrgutzuschlag
- Expressversand

SZABO-SCANDIC HandelsgmbH

Quellenstraße 110, A-1100 Wien

T. +43(0)1 489 3961-0

F. +43(0)1 489 3961-7

mail@szabo-scandic.com

www.szabo-scandic.com

[linkedin.com/company/szaboscandic](https://www.linkedin.com/company/szaboscandic) 

PRKRIR purified MaxPab mouse polyclonal antibody (B01P) MaxPab®

Catalog # : H00005612-B01P

規格 : [50 ug]

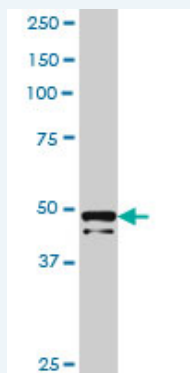
[List All](#)

Specification

| | |
|---------------------------------|--|
| Product Description: | Mouse polyclonal antibody raised against a full-length human PRKRIR protein. |
| Immunogen: | PRKRIR (AAH21992.1, 1 a.a. ~ 150 a.a) full-length human protein. |
| Sequence: | MGQLKFNTSEEHHADMYRSDLPNPDTLSAELHCWRIKWKHRGKDIELPS TIYEALHLPDIKFFPNVYALLKVLCLPVMKVENERYENGRKRLKAYLRNTL TDQRSSNLALLNINFDIKHDLMLMVDYIKLYTSKSELPTDNSETVENT |
| Host: | Mouse |
| Reactivity: | Human |
| Quality Control Testing: | Antibody reactive against mammalian transfected lysate. |
| Storage Buffer: | In 1x PBS, pH 7.4 |
| Storage Instruction: | Store at -20°C or lower. Aliquot to avoid repeated freezing and thawing. |
| MSDS: | Download |
| Datasheet: | Download |

Applications

Western Blot (Tissue lysate)



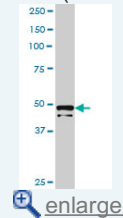
PRKRIR MaxPab polyclonal antibody. Western Blot analysis of PRKRIR expression in human colon.

[Protocol Download](#)


Western Blot (Transfected lysate)

Application Image

Western Blot (Tissue lysate)

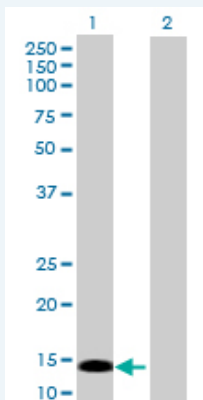


Western Blot (Transfected lysate)



Immunofluorescence



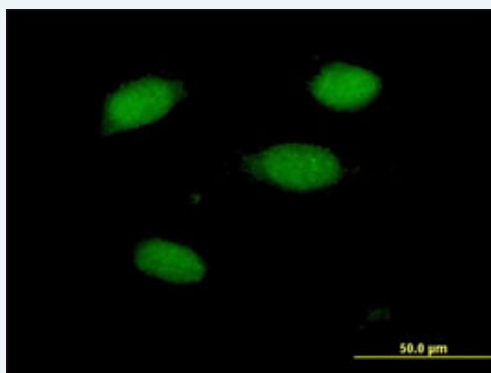


Western Blot analysis of PRKRIR expression in transfected 293T cell line ([H00005612-T01](#)) by PRKRIR MaxPab polyclonal antibody.

Lane 1: PRKRIR transfected lysate(16.5 KDa).
Lane 2: Non-transfected lysate.

[Protocol Download](#)

Immunofluorescence



enlarge this image

Immunofluorescence of purified MaxPab antibody to PRKRIR on HeLa cell. [antibody concentration 10 ug/ml]

[Protocol Download](#)

Gene Information

Entrez GeneID: [5612](#)

GeneBank [BC021992](#)
Accession#:

Protein [AAH21992.1](#)
Accession#:

Gene Name: PRKRIR

Gene Alias: DAP4,MGC102750,P52rIPK

Gene Description: protein-kinase, interferon-inducible double stranded RNA dependent inhibitor, repressor of (P58 repressor)

Omim ID: [607374](#)

Gene Ontology: [Hyperlink](#)

Other Designations: death-associated protein 4,inhibitor of protein kinase PKR

Related Disease

[Genetic Predisposition to Disease Ovarian Neoplasms](#)

[服務條款](#) | [隱私權政策](#) | [著作及商標](#) | [網站地圖](#)

©2016 亞諾法生技股份有限公司 Abnova Corporation. 版權所有.