



SZABO SCANDIC

Part of Europa Biosite

Produktinformation



Forschungsprodukte & Biochemikalien



Zellkultur & Verbrauchsmaterial



Diagnostik & molekulare Diagnostik



Laborgeräte & Service

Weitere Information auf den folgenden Seiten!
See the following pages for more information!



Lieferung & Zahlungsart

siehe unsere [Liefer- und Versandbedingungen](#)

Zuschläge

- Mindermengenzuschlag
- Trockeneiszuschlag
- Gefahrgutzuschlag
- Expressversand

SZABO-SCANDIC HandelsgmbH

Quellenstraße 110, A-1100 Wien

T. +43(0)1 489 3961-0

F. +43(0)1 489 3961-7

mail@szabo-scandic.com

www.szabo-scandic.com

[linkedin.com/company/szaboscandic](https://www.linkedin.com/company/szaboscandic) 

PRKX purified MaxPab mouse polyclonal antibody (B01P) MaxPab®

Catalog # : H00005613-B01P

規格 : [50 ug]

List All

Specification

Product Description: Mouse polyclonal antibody raised against a full-length human PRKX protein.

Immunogen: PRKX (NP_005035.1, 1 a.a. ~ 358 a.a) full-length human protein.

Sequence:
 MEAPGLAQAAAAESDSRKVAEETPDGAPALCPSPEALSPEPPVYSLQDF
 DTLATVGTGTFGRVHLVKEKTAHFFALKVMSIPDVIRLKQEQHVHNEKS
 VLKEVSHPFILIRLFWTWHDERFLYMLMEYVPGGELFSYLRNRRGRFSSTT
 GLFYSAEIIAIEYLHSEIYRDLKPENILLDRDGHIKLTDGFGAKKLVDR
 WTLCGTPEYLAPEVIQSKGHGRAVDWWALGILIFEMLSGFPPFFDDNPF
 GIYQKILAGKIDFPRHLDFHVKDLIKLLVDRTRRLGNMKNANDVKHHR
 WFRSVDWEAVPQRKLPPIVPKIAGDGDTSNFETYPENDWDTAAPVPQ
 KDLEIFKNF

Host: Mouse

Reactivity: Human

Quality Control Testing: Antibody reactive against mammalian transfected lysate.

Storage Buffer: In 1x PBS, pH 7.4

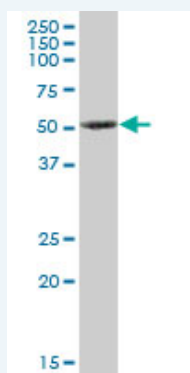
Storage Instruction: Store at -20°C or lower. Aliquot to avoid repeated freezing and thawing.

MSDS:  [Download](#)

Datasheet:  [Download](#)

Applications

Western Blot (Tissue lysate)



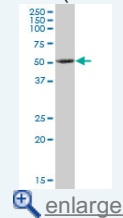
PRKX MaxPab polyclonal antibody. Western Blot analysis of PRKX expression in human liver.

 [Protocol Download](#)

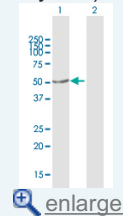
Western Blot (Transfected lysate)

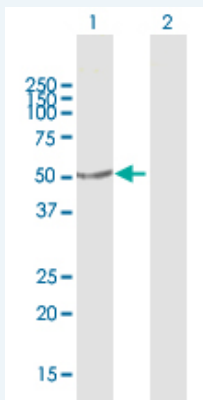
Application Image

Western Blot (Tissue lysate)



Western Blot (Transfected lysate)





Western Blot analysis of PRKX expression in transduced 293T cell line ([H00005613-T01](#)) by PRKX MaxPab polyclonal antibody.

Lane 1: PRKX transfected lysate(39.38 KDa).
Lane 2: Non-transfected lysate.

 [Protocol Download](#)

Gene Information

Entrez GeneID: [5613](#)

GeneBank Accession#: [NM_005044.1](#)

Protein Accession#: [NP_005035.1](#)

Gene Name: PRKX

Gene Alias: PKX1

Gene Description: protein kinase, X-linked

Omim ID: [300083](#)

Gene Ontology: [Hyperlink](#)

Other Designations: OTTHUMP00000022861

Gene Pathway

[Apoptosis](#) [Calcium signaling pathway](#) [Chemokine signaling pathway](#) [Gap junction](#)
[GnRH signaling pathway](#) [Hedgehog signaling pathway](#) [Insulin signaling pathway](#)
[Long-term potentiation](#) [MAPK signaling pathway](#) [Melanogenesis](#) [Olfactory transduction](#)
[Prion diseases](#) [Taste transduction](#) [Vascular smooth muscle contraction](#)
[Vibrio cholerae infection](#) [Wnt signaling pathway](#)

Related Disease

[Disease Progression](#) [Disease Susceptibility](#) [HIV Infections](#)