



SZABO SCANDIC

Part of Europa Biosite

Produktinformation



Forschungsprodukte & Biochemikalien



Zellkultur & Verbrauchsmaterial



Diagnostik & molekulare Diagnostik



Laborgeräte & Service

Weitere Information auf den folgenden Seiten!
See the following pages for more information!



Lieferung & Zahlungsart

siehe unsere [Liefer- und Versandbedingungen](#)

Zuschläge

- Mindermengenzuschlag
- Trockeneiszuschlag
- Gefahrgutzuschlag
- Expressversand

SZABO-SCANDIC HandelsgmbH

Quellenstraße 110, A-1100 Wien

T. +43(0)1 489 3961-0

F. +43(0)1 489 3961-7

mail@szabo-scandic.com

www.szabo-scandic.com

[linkedin.com/company/szaboscandic](https://www.linkedin.com/company/szaboscandic) 

PRLR MaxPab mouse polyclonal antibody (B01) MaxPab®

Catalog # : H00005618-B01

規格 : [50 uL]

[List All](#)

Specification

Product Description: Mouse polyclonal antibody raised against a full-length human PRLR protein.

Immunogen: PRLR (NP_000940, 1 a.a. ~ 622 a.a) full-length human protein.

Sequence:
 MKENVASATVFLLLLFLNTCLLNGQLPPGKPEIFKCRSPNKETFTCWWR
 PGTGGGLPTNYSLTYHREGETLMHECPDYITGGPN SCHFGKQYTSMWR
 TYIMMVNATNQMGSSF SDELYVDVTYIVQDPPELEAVEVKQPEDRKPYL
 WIKWSPPTLIDLKTGWFTLLYEIRLKPEKAAEWEIHFAGQQTEFKILSLHP
 GQKYLQVRCRCPDHGYWSAWSPATFIQIPSDFTMNDTTVWISVAVLSAVI
 CLIIWVAVALKGYSMVT CIFPPVPGPKIKGFDAHLLKKGKSEELLSALGCQ
 DFPPTSDYEDLLVEYLEVDDSEDQHLMSVHSKEHPSQGMKPTYLDPDT
 DSGRGSCDSPSLLSEKCEEPQANPSTFYDPEVIEKPENPETTHTWDPQC
 ISMEGKIPYFHAGGSKCSTWPLQPSQHNPSSYHNITDVCELAVGPAGA
 PATLLNEAGKDALKSSQTIKSREEGKATQQREVESFHSETDQDTPWLLP
 QEKTPFGSAKPLDYVEIHVKNKD GAL SLLPKQRENSGKPKKPGTPENNK
 EYAKVSGVMDNNILVLPDPHAKNVACFEESAKEAPPSLEQNQAEKALAN
 FTATSSKRLQLGGLDYLD PACFTHSFH

Host: Mouse

Reactivity: Human

Quality Control Testing: Antibody reactive against mammalian transfected lysate.

Storage Buffer: No additive

Storage Instruction: Store at -20°C or lower. Aliquot to avoid repeated freezing and thawing.

Note: For IHC and IF applications, antibody purification with Protein A will be needed prior to use.

MSDS:  [Download](#)

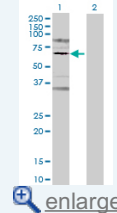
Datasheet:  [Download](#)


Applications

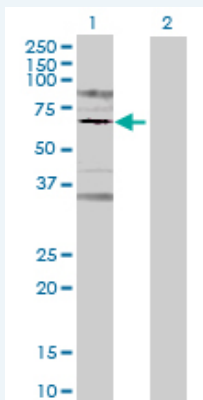
Western Blot (Transfected lysate)

Application Image

Western Blot (Transfected lysate)



 [enlarge](#)



Western Blot analysis of PRLR expression in transfected 293T cell line (H00005618-T01) by PRLR MaxPab polyclonal antibody.

Lane 1: PRLR transfected lysate(68.42 KDa).
Lane 2: Non-transfected lysate.

 [Protocol Download](#)

Gene Information

Entrez GeneID: [5618](#)

GeneBank Accession#: [NM_000949](#)

Protein Accession#: [NP_000940](#)

Gene Name: PRLR

Gene Alias: hPRLrI

Gene Description: prolactin receptor

Omim ID: [176761](#)

Gene Ontology: [Hyperlink](#)

Other Designations: OTTHUMP00000115998,delta 4-SF1b truncated prolactin receptor,delta 4-delta 7/11 truncated prolactin receptor,hPRL receptor,prolactin receptor delta 7/11,secreted prolactin binding protein

Gene Pathway

[Cytokine-cytokine receptor interaction](#) [Jak-STAT signaling pathway](#)
[Neuroactive ligand-receptor interaction](#)

Related Disease

[Abortion](#), [Habitual Asperger Syndrome](#) [Autistic Disorder](#) [Autoimmune Diseases](#)
[Breast cancer](#) [Breast Neoplasms](#) [Fibroadenoma](#) [Genetic Predisposition to Disease](#)
[Infertility](#), [Female Lupus Erythematosus](#), [Systemic Lymphoma](#), [Non-Hodgkin](#)
[Mental Disorders](#) [Multiple Sclerosis](#) [Obesity](#) [Ovarian Failure](#), [Premature](#)
[Polycystic Ovary Syndrome](#) [Primary Ovarian Insufficiency](#) [Prostate cancer](#)
[Prostatic Neoplasms](#)

... see more