



SZABO SCANDIC

Part of Europa Biosite

Produktinformation



Forschungsprodukte & Biochemikalien



Zellkultur & Verbrauchsmaterial



Diagnostik & molekulare Diagnostik



Laborgeräte & Service

Weitere Information auf den folgenden Seiten!
See the following pages for more information!



Lieferung & Zahlungsart

siehe unsere [Liefer- und Versandbedingungen](#)

Zuschläge

- Mindermengenzuschlag
- Trockeneiszuschlag
- Gefahrgutzuschlag
- Expressversand

SZABO-SCANDIC HandelsgmbH

Quellenstraße 110, A-1100 Wien

T. +43(0)1 489 3961-0

F. +43(0)1 489 3961-7

mail@szabo-scandic.com

www.szabo-scandic.com

[linkedin.com/company/szaboscandic](https://www.linkedin.com/company/szaboscandic) 

PRLR purified MaxPab rabbit polyclonal antibody (D01P) MaxPab®

Catalog # : H00005618-D01P

規格 : [100 ug]

[List All](#)

Specification

Product Description: Rabbit polyclonal antibody raised against a full-length human PRLR protein.

Immunogen: PRLR (NP_000940.1, 1 a.a. ~ 622 a.a) full-length human protein.

Sequence:
 MKENVASATVFLLLLFLNTCLLNGQLPPGKPEIFKCRSPNKETFTCWWR
 PGTGGGLPTNYSLTYHREGETLMHECPDYITGGPN SCHFGKQYTSMWR
 TYIMMVNATNQMGSSFSELYVDVTYIVQDPPELEAVEVKQPEDRKPYL
 WIKWSPPTLIDLKTGWFTLLYEIRLKEKAAEWEIHFAGQQTEFKILSLHP
 GQKYLQVRCRCPDHGYWSAWSPATFIQPSDFTMNDTTVWISVAVLSAVI
 CLIIWVAVALKGYSMVTCIFPPVPGPKIKGFDAHLLLEKKGSEELLSALGCQ
 DFPPTSDYEDLLVEYLEVDDSEDQHLMSVHSKEHPSQGMKPTYLDPDT
 DSGRGSCDSPSLLSEKCEEPQANPSTFYDPEVIEKPENPETTHTWDPQC
 ISMEGKIPYFHAGGSKCSTWPLPQPSQHNPSSYHNITDVCELAVGPAGA
 PATLLNEAGKDALKSSQTIKSREEGKATQQREVESFHSETDQDTPWLLP
 QEKTPFGSAKPLDYVEIHKVNKDGALSLLPKQRENSGPKPKPGT PENNK
 EYAKVSGVMDNNILVLPDPHAKNVACFEESAKEAPPSLEQNQAEKALAN
 FTATSSKRLQLGGLDYLDPA CFTHSFH

Host: Rabbit

Reactivity: Human

Quality Control Testing: Antibody reactive against mammalian transfected lysate.

Storage Buffer: In 1x PBS, pH 7.4

Storage Instruction: Store at -20°C or lower. Aliquot to avoid repeated freezing and thawing.

MSDS: [Download](#)

Datasheet: [Download](#)

Publication Reference


1. [Prolactin Stimulates Precursor Cells in the Adult Mouse Hippocampus.](#)
 Walker TL, Vukovic J, Koudijs MM, Blackmore DG, Mackay EW, Sykes AM, Overall RW, Hamlin AS, Bartlett PF. PLoS One. 2012;7(9):e44371. Epub 2012 Sep 4.

Applications

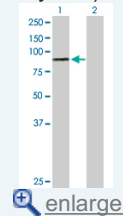
Western Blot (Cell lysate)


Application Image

Western Blot (Cell lysate)



Western Blot (Transfected lysate)

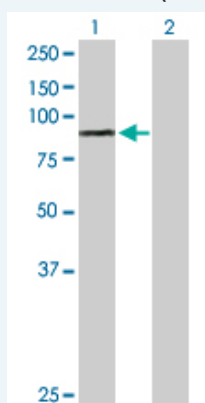




PRLR MaxPab rabbit polyclonal antibody. Western Blot analysis of PRLR expression in A-431.

 [Protocol Download](#)

Western Blot (Transfected lysate)



Western Blot analysis of PRLR expression in transfected 293T cell line ([H00005618-T02](#)) by PRLR MaxPab polyclonal antibody.

Lane 1: PRLR transfected lysate(69.50 KDa).

Lane 2: Non-transfected lysate.

 [Protocol Download](#)

Gene Information

Entrez GeneID: [5618](#)

GeneBank [NM_000949](#)

Accession#:

Protein [NP_000940.1](#)

Accession#:

Gene Name: PRLR

Gene Alias: hPRLrI

Gene prolactin receptor

Description:

Omim ID: [176761](#)

Gene Ontology: [Hyperlink](#)

Other Designations: OTTHUMP00000115998,delta 4-SF1b truncated prolactin receptor,delta 4-delta 7/11 truncated prolactin receptor,hPRL receptor,prolactin receptor delta 7/11,secreted prolactin binding protein

Gene Pathway

[Cytokine-cytokine receptor interaction Jak-STAT signaling pathway](#)

[Neuroactive ligand-receptor interaction](#)

Related Disease

[Abortion, Habitual](#) [Asperger Syndrome](#) [Autistic Disorder](#) [Autoimmune Diseases](#)
[Breast cancer](#) [Breast Neoplasms](#) [Fibroadenoma](#) [Genetic Predisposition to Disease](#)
[Infertility, Female](#) [Lupus Erythematosus, Systemic](#) [Lymphoma, Non-Hodgkin](#)
[Mental Disorders](#) [Multiple Sclerosis](#) [Obesity](#) [Ovarian Failure, Premature](#)
[Polycystic Ovary Syndrome](#) [Primary Ovarian Insufficiency](#) [Prostate cancer](#)
[Prostatic Neoplasms](#)

... see more

[服務條款](#) | [隱私權政策](#) | [著作及商標](#) | [網站地圖](#)

©2016 亞諾法生技股份有限公司 Abnova Corporation. 版權所有.