



# SZABO SCANDIC

Part of Europa Biosite

## Produktinformation



Forschungsprodukte & Biochemikalien



Zellkultur & Verbrauchsmaterial



Diagnostik & molekulare Diagnostik



Laborgeräte & Service

Weitere Information auf den folgenden Seiten!  
See the following pages for more information!



### Lieferung & Zahlungsart

siehe unsere [Liefer- und Versandbedingungen](#)

### Zuschläge

- Mindermengenzuschlag
- Trockeneiszuschlag
- Gefahrgutzuschlag
- Expressversand

### SZABO-SCANDIC HandelsgmbH

Quellenstraße 110, A-1100 Wien

T. +43(0)1 489 3961-0

F. +43(0)1 489 3961-7

[mail@szabo-scandic.com](mailto:mail@szabo-scandic.com)

[www.szabo-scandic.com](http://www.szabo-scandic.com)

[linkedin.com/company/szaboscandic](https://www.linkedin.com/company/szaboscandic) 

## PROX1 monoclonal antibody (M09), clone 1H6

Catalog # : H00005629-M09

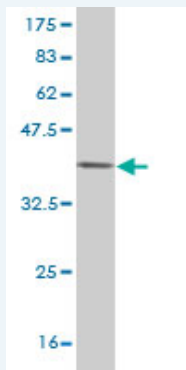
規格 : [ 100 ug ]

List All

### Specification

<b>Product Description:</b>	Mouse monoclonal antibody raised against a partial recombinant PROX1.
<b>Immunogen:</b>	PROX1 (NP_002754.2, 638 a.a. ~ 737 a.a) partial recombinant protein with GST tag. MW of the GST tag alone is 26 KDa.
<b>Sequence:</b>	YARQAINDGVTSTEELSITRDCELYRALNMHYNKANDFEVPERFLEVAQITLREFFNAIIAGKDVDPWKKAIYKVICKLDSEVPEIFKSPNCLQELLHE
<b>Host:</b>	Mouse
<b>Reactivity:</b>	Human
<b>Isotype:</b>	IgG2a Kappa

**Quality Control Testing:** Antibody Reactive Against Recombinant Protein.



Western Blot detection against Immunogen (36.74 KDa) .

**Storage Buffer:** In 1x PBS, pH 7.4

**Storage Instruction:** Store at -20°C or lower. Aliquot to avoid repeated freezing and thawing.

**MSDS:** [Download](#)

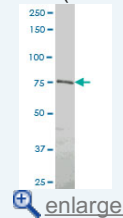
**Datasheet:** [Download](#)

### Applications

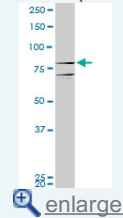
Western Blot (Tissue lysate)

### Application Image

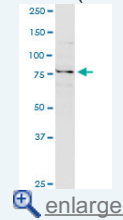
Western Blot (Tissue lysate)



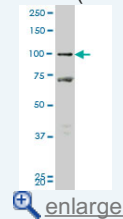
Western Blot (Cell lysate)



Western Blot (Cell lysate)

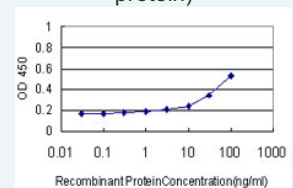


Western Blot (Cell lysate)

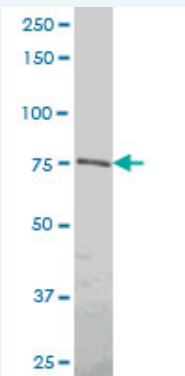


Western Blot (Recombinant protein)

Sandwich ELISA (Recombinant protein)



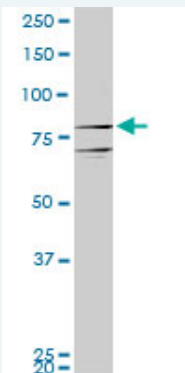
ELISA



PROX1 monoclonal antibody (M09), clone 1H6. Western Blot analysis of PROX1 expression in human skeletal muscle.

 [Protocol Download](#)

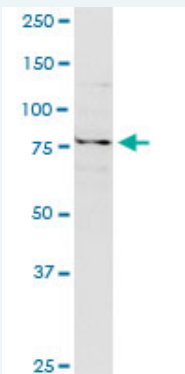
#### Western Blot (Cell lysate)



PROX1 monoclonal antibody (M09), clone 1H6. Western Blot analysis of PROX1 expression in SW-13(Cat # L005V1 ).

 [Protocol Download](#)

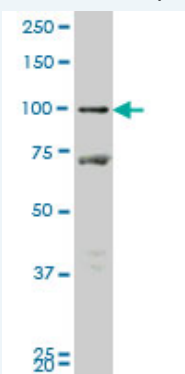
#### Western Blot (Cell lysate)




PROX1 monoclonal antibody (M09), clone 1H6. Western Blot analysis of PROX1 expression in HeLa S3 NE.

 [Protocol Download](#)

#### Western Blot (Cell lysate)



PROX1 monoclonal antibody (M09), clone 1H6 Western Blot analysis of PROX1 expression in MCF-7 ( Cat # L046V1 ).

 [Protocol Download](#)

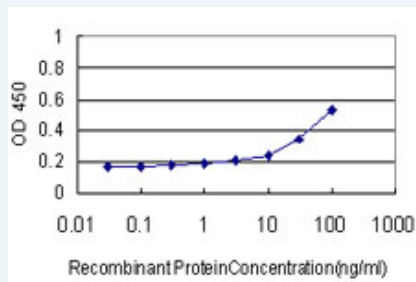
---

### Western Blot (Recombinant protein)

 [Protocol Download](#)

---

### Sandwich ELISA (Recombinant protein)



Detection limit for recombinant GST tagged PROX1 is approximately 3ng/ml as a capture antibody.

 [Protocol Download](#)

---

### ELISA

---

#### Gene Information

Entrez GeneID: [5629](#)

GeneBank [NM\\_002763](#)  
Accession#:

Protein [NP\\_002754.2](#)  
Accession#:

Gene Name: PROX1

Gene Alias: -

Gene Description: prospero homeobox 1

Omim ID: [601546](#)

Gene Ontology: [Hyperlink](#)

Other Designations: prospero-related homeobox 1

---

#### Related Disease

[Acquired Immunodeficiency Syndrome](#) [Birth Weight](#) [Diabetes Mellitus, Type 2](#)  
[Disease Progression](#) [Genetic Predisposition to Disease](#) [HIV Infections](#) [Lymphedema](#)

---

[服務條款](#) | [隱私權政策](#) | [著作及商標](#) | [網站地圖](#)

©2016 亞諾法生技股份有限公司 Abnova Corporation. 版權所有.