



# SZABO SCANDIC

Part of Europa Biosite

## Produktinformation



Forschungsprodukte & Biochemikalien



Zellkultur & Verbrauchsmaterial



Diagnostik & molekulare Diagnostik



Laborgeräte & Service

Weitere Information auf den folgenden Seiten!  
See the following pages for more information!



### Lieferung & Zahlungsart

siehe unsere [Liefer- und Versandbedingungen](#)

### Zuschläge

- Mindermengenzuschlag
- Trockeneiszuschlag
- Gefahrgutzuschlag
- Expressversand

### SZABO-SCANDIC HandelsgmbH

Quellenstraße 110, A-1100 Wien

T. +43(0)1 489 3961-0

F. +43(0)1 489 3961-7

[mail@szabo-scandic.com](mailto:mail@szabo-scandic.com)

[www.szabo-scandic.com](http://www.szabo-scandic.com)

[linkedin.com/company/szaboscandic](https://www.linkedin.com/company/szaboscandic) 

## PRPS1 polyclonal antibody (A01)

Catalog # : H00005631-A01

規格 : [ 50 uL ]

List All

### Specification

**Product Description:** Mouse polyclonal antibody raised against a partial recombinant PRPS1.

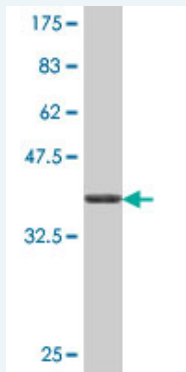
**Immunogen:** PRPS1 (NP\_002755, 1 a.a. ~ 100 a.a) partial recombinant protein with GST tag.

**Sequence:** MPNIKIFSGSSHQDLSQKIADRLGLELGKVVTKKFSNQETCVEIGESVRG  
EDVYIVQSGCGEINDNLMELLIMINACKIASASRVTAVIPCFPYARQDKK

**Host:** Mouse

**Reactivity:** Human

**Quality Control Testing:** Antibody Reactive Against Recombinant Protein.



Western Blot detection against Immunogen (37.11 KDa) .

**Storage Buffer:** 50 % glycerol

**Storage Instruction:** Store at -20°C or lower. Aliquot to avoid repeated freezing and thawing.

**MSDS:** [Download](#)

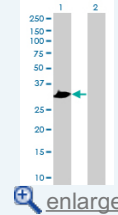
**Datasheet:** [Download](#)

### Applications

Western Blot (Transfected lysate)

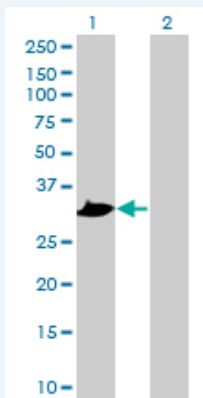
### Application Image

Western Blot (Transfected lysate)



Western Blot (Recombinant protein)


ELISA




Western Blot analysis of PRPS1 expression in transfected 293T cell line by PRPS1 polyclonal antibody (A01).

Lane1:PRPS1 transfected lysate(34.8 KDa).

Lane2:Non-transfected lysate.

 [Protocol Download](#)

### Western Blot (Recombinant protein)

 [Protocol Download](#)

### ELISA

### Gene Information

Entrez GeneID: [5631](#)

GeneBank Accession#: [NM\\_002764](#)

Protein Accession#: [NP\\_002755](#)

Gene Name: PRPS1

Gene Alias: ARTS,CMTX5,KIAA0967,PPRibP,PRSI

Gene Description: phosphoribosyl pyrophosphate synthetase 1

Omim ID: [300661](#), [301835](#), [311070](#), [311850](#)

Gene Ontology: [Hyperlink](#)

**Gene Summary:** This gene encodes an enzyme that catalyzes the phosphoribosylation of ribose 5-phosphate to 5-phosphoribosyl-1-pyrophosphate, which is necessary for purine metabolism and nucleotide biosynthesis. Defects in this gene are a cause of phosphoribosylpyrophosphate synthetase superactivity, Charcot-Marie-Tooth disease X-linked recessive type 5 and Arts Syndrome. [provided by RefSeq]

**Other Designations:** OTTHUMP00000023807,dJ1070B1.2 (phosphoribosyl pyrophosphate synthetase 1)

### Gene Pathway

[Biosynthesis of alkaloids derived from histidine and purine](#) [Biosynthesis of plant hormones](#)  
[Metabolic pathways](#) [Pentose phosphate pathway](#) [Purine metabolism](#)

