



SZABO SCANDIC

Part of Europa Biosite

Produktinformation



Forschungsprodukte & Biochemikalien



Zellkultur & Verbrauchsmaterial



Diagnostik & molekulare Diagnostik



Laborgeräte & Service

Weitere Information auf den folgenden Seiten!
See the following pages for more information!



Lieferung & Zahlungsart

siehe unsere [Liefer- und Versandbedingungen](#)

Zuschläge

- Mindermengenzuschlag
- Trockeneiszuschlag
- Gefahrgutzuschlag
- Expressversand

SZABO-SCANDIC HandelsgmbH

Quellenstraße 110, A-1100 Wien

T. +43(0)1 489 3961-0

F. +43(0)1 489 3961-7

mail@szabo-scandic.com

www.szabo-scandic.com

[linkedin.com/company/szaboscandic](https://www.linkedin.com/company/szaboscandic) 

PRPS2 monoclonal antibody (M02), clone 4C1

Catalog # : H00005634-M02


規格 : [100 ug]

List All

Specification

Product Description:	Mouse monoclonal antibody raised against a partial recombinant PRPS2.
Immunogen:	PRPS2 (NP_002756, 160 a.a. ~ 269 a.a) partial recombinant protein with GST tag. MW of the GST tag alone is 26 KDa.
Sequence:	AEWKNCIIVSPDAGGAKRVTSIADRLNVEFALIIHKERKKANEVDRMVLVGD VKDRVAILVDDMADTCGTICHAADKLLSAGATKVYAILTHGIFSGPAISRIN NAAFEAV
Host:	Mouse
Reactivity:	Human
Isotype:	IgG2a Kappa

Quality Control Testing: Antibody Reactive Against Recombinant Protein.



Western Blot detection against Immunogen (37.84 KDa) .

Storage Buffer: In 1x PBS, pH 7.4

Storage Instruction: Store at -20°C or lower. Aliquot to avoid repeated freezing and thawing.

MSDS: [Download](#)

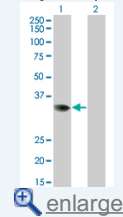
Datasheet: [Download](#)

Applications

Western Blot (Transfected lysate)

Application Image

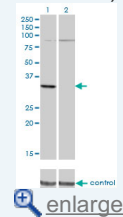
Western Blot (Transfected lysate)




Western Blot (Recombinant protein)

ELISA

RNAi Knockdown (Antibody validated)





Western Blot analysis of PRPS2 expression in transfected 293T cell line by PRPS2 monoclonal antibody (M02), clone 4C1.

Lane 1: PRPS2 transfected lysate(34.8 KDa).
Lane 2: Non-transfected lysate.

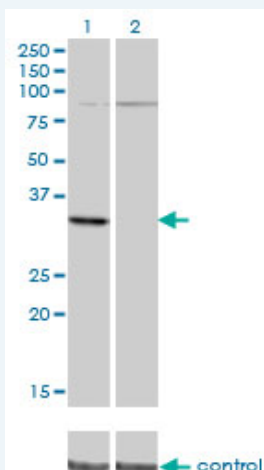
[Protocol Download](#)

Western Blot (Recombinant protein)

[Protocol Download](#)

ELISA

RNAi Knockdown (Antibody validated)



Western blot analysis of PRPS2 over-expressed 293 cell line, cotransfected with PRPS2 Validated Chimera RNAi (Cat # H00005634-R01V) (Lane 2) or non-transfected control (Lane 1). Blot probed with PRPS2 monoclonal antibody (M02), clone 4C1 (Cat # H00005634-M02). GAPDH (36.1 kDa) used as specificity and loading control.

[Protocol Download](#)

Gene Information

Entrez GeneID: [5634](#)

GeneBank [NM_002765](#)
Accession#:

Protein [NP_002756](#)
Accession#:

Gene Name: PRPS2

Gene Alias: PRSII

Gene Description: phosphoribosyl pyrophosphate synthetase 2

Omim ID: [311860](#)

Gene Ontology: [Hyperlink](#)

Other OTTHUMP00000022921,PPRibP synthetase,PRS II

Designations:

Gene Pathway

[Biosynthesis of alkaloids derived from histidine and purine](#) [Biosynthesis of plant hormones](#)
[Metabolic pathways](#) [Pentose phosphate pathway](#) [Purine metabolism](#)

[服務條款](#) | [隱私權政策](#) | [著作及商標](#) | [網站地圖](#)

©2016 亞諾法生技股份有限公司 Abnova Corporation. 版權所有.