



# SZABO SCANDIC

Part of Europa Biosite

## Produktinformation



Forschungsprodukte & Biochemikalien



Zellkultur & Verbrauchsmaterial



Diagnostik & molekulare Diagnostik



Laborgeräte & Service

Weitere Information auf den folgenden Seiten!  
See the following pages for more information!



### Lieferung & Zahlungsart

siehe unsere [Liefer- und Versandbedingungen](#)

### Zuschläge

- Mindermengenzuschlag
- Trockeneiszuschlag
- Gefahrgutzuschlag
- Expressversand

### SZABO-SCANDIC HandelsgmbH

Quellenstraße 110, A-1100 Wien

T. +43(0)1 489 3961-0

F. +43(0)1 489 3961-7

[mail@szabo-scandic.com](mailto:mail@szabo-scandic.com)

[www.szabo-scandic.com](http://www.szabo-scandic.com)

[linkedin.com/company/szaboscandic](https://www.linkedin.com/company/szaboscandic) 

## PRSS2 MaxPab mouse polyclonal antibody (B02) MaxPab®

Catalog # : H00005645-B02

規格 : [ 50 uL ]

[List All](#)

### Specification

**Product Description:** Mouse polyclonal antibody raised against a full-length human PRSS2 protein.

**Immunogen:** PRSS2 (NP\_002761, 1 a.a. ~ 247 a.a) full-length human protein.

**Sequence:**  
 MNLLLILTFVAAVAAPFDDDDKIVGGYICEENSVPYQVSLNSGYHFCGG  
 SLISEQWVVSAGHCYKSRIQVRLGEHNIEVLEGNEQFINAAKIIRHPKYNSR  
 TLDNDILLIKLSSPAVINSRVS AISLPTAPPAAGTESLISGWGNTLSSGADY  
 PDELQCLDAPVLSQAECEASYPGKITNNMFCVGFLEGGKDSCQGDSSG  
 PVVSNLQGIWSWGYGCAQKNRPGVYTKVYNYVDWIKDTIAANS

**Host:** Mouse

**Reactivity:** Human

**Quality Control Testing:** Antibody reactive against mammalian transfected lysate.

**Storage Buffer:** No additive

**Storage Instruction:** Store at -20°C or lower. Aliquot to avoid repeated freezing and thawing.

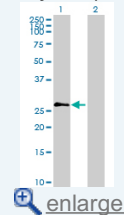
**Note:** For IHC and IF applications, antibody purification with Protein A will be needed prior to use.


**MSDS:**  [Download](#)

**Datasheet:**  [Download](#)

### Application Image

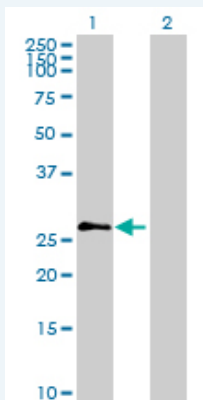
Western Blot (Transfected lysate)



 [enlarge](#)

### Applications

Western Blot (Transfected lysate)



Western Blot analysis of PRSS2 expression in transfected 293T cell line (H00005645-T02) by PRSS2 MaxPab polyclonal antibody.

Lane 1: PRSS2 transfected lysate(27.17 KDa).

Lane 2: Non-transfected lysate.

 [Protocol Download](#)

## Gene Information

---

**Entrez GeneID:** [5645](#)

---

**GeneBank  
Accession#:** [NM\\_002770](#)

---

**Protein  
Accession#:** [NP\\_002761](#)

---

**Gene Name:** PRSS2

---

**Gene Alias:** MGC111183,MGC120174,TRY2,TRY8,TRYP2

---

**Gene  
Description:** protease, serine, 2 (trypsin 2)

---

**Omim ID:** [601564](#)

---

**Gene Ontology:** [Hyperlink](#)

---

**Gene Summary:** This gene encodes a trypsinogen, which is a member of the trypsin family of serine proteases. This enzyme is secreted by the pancreas and cleaved to its active form in the small intestine. It is active on peptide linkages involving the carboxyl group of lysine or arginine. This gene and several other trypsinogen genes are localized to the T cell receptor beta locus on chromosome 7. [provided by RefSeq]

---

**Other  
Designations:** anionic trypsinogen,protease serine 2 preproprotein,protease, serine, 2,protease, serine, 2, preproprotein,trypsin 2,trypsin II,trypsinogen 2

---

## Gene Pathway

---

[Neuroactive ligand-receptor interaction](#)

## Related Disease

---

[Adenocarcinoma](#) [Chronic Disease](#) [Genetic Predisposition to Disease](#) [Pancreatic cancer](#)  
[Pancreatic Neoplasms](#) [Pancreatitis](#) [Pancreatitis, Acute Necrotizing](#) [Pancreatitis, Alcoholic](#)  
[Pancreatitis, Chronic](#)

---

[服務條款](#) | [隱私權政策](#) | [著作及商標](#) | [網站地圖](#)

©2016 亞諾法生技股份有限公司 Abnova Corporation. 版權所有.