



SZABO SCANDIC

Part of Europa Biosite

Produktinformation



Forschungsprodukte & Biochemikalien



Zellkultur & Verbrauchsmaterial



Diagnostik & molekulare Diagnostik



Laborgeräte & Service

Weitere Information auf den folgenden Seiten!
See the following pages for more information!



Lieferung & Zahlungsart

siehe unsere [Liefer- und Versandbedingungen](#)

Zuschläge

- Mindermengenzuschlag
- Trockeneiszuschlag
- Gefahrgutzuschlag
- Expressversand

SZABO-SCANDIC HandelsgmbH

Quellenstraße 110, A-1100 Wien

T. +43(0)1 489 3961-0

F. +43(0)1 489 3961-7

mail@szabo-scandic.com

www.szabo-scandic.com

[linkedin.com/company/szaboscandic](https://www.linkedin.com/company/szaboscandic) 



PRTN3 purified MaxPab rabbit polyclonal antibody (D01P) MaxPab®

Catalog # : H00005657-D01P

規格 : [100 ug]

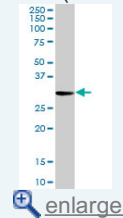
[List All](#)

Specification

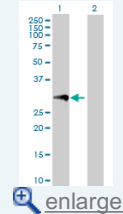
Product Description:	Rabbit polyclonal antibody raised against a full-length human PRTN3 protein.
Immunogen:	PRTN3 (AAH96184.1, 1 a.a. ~ 256 a.a) full-length human protein.
Sequence:	MAHRPPSPALASVLLALLLSGAARAAEIVGGHEAQPHSRPYMASLQMRG NPGSHFCGGTLIHPSFVLTAAHCLRDIPQRLVNVVLGAHNVRTQEPTQQ HFSVAQVFLNNYDAENKLNLDILLIQLSSPANLSASVATVQLPQQDQPVPH GTQCLAMGWGRVGAHDPPAQLQELNVTVTFFCRPHNICTFVPRRKA GICFGDSGGPLICDGIQGIDSFVIWGCATRLFPDFFTRVALYVDWIRSTL RRVEAKGRP
Host:	Rabbit
Reactivity:	Human, Mouse
Quality Control Testing:	Antibody reactive against mammalian transfected lysate.
Storage Buffer:	In 1x PBS, pH 7.4
Storage Instruction:	Store at -20°C or lower. Aliquot to avoid repeated freezing and thawing.
MSDS:	 Download
Datasheet:	 Download

Application Image

Western Blot (Tissue lysate)

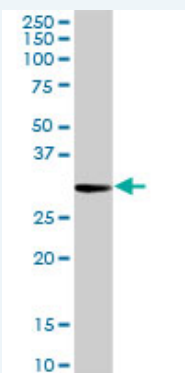


Western Blot (Transfected lysate)



Applications

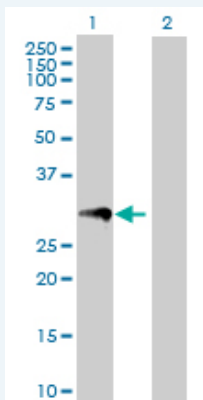
Western Blot (Tissue lysate)



PRTN3 MaxPab rabbit polyclonal antibody. Western Blot analysis of PRTN3 expression in mouse brain.


 [Protocol Download](#)

Western Blot (Transfected lysate)



Western Blot analysis of PRTN3 expression in transfected 293T cell line ([H00005657-T01](#)) by PRTN3 MaxPab polyclonal antibody.

Lane 1: PRTN3 transfected lysate(27.80 KDa).
Lane 2: Non-transfected lysate.

 [Protocol Download](#)

Gene Information

Entrez GeneID: [5657](#)

GeneBank Accession#: [BC096184](#)

Protein Accession#: [AAH96184.1](#)

Gene Name: PRTN3

Gene Alias: ACPA,AGP7,C-ANCA,MBT,P29,PR-3

Gene Description: proteinase 3

Omim ID: [177020](#)

Gene Ontology: [Hyperlink](#)

Other Designations: Wegener granulomatosis autoantigen,myeloblastin,proteinase 3 (serine proteinase, neutrophil, Wegener granulomatosis autoantigen),serine proteinase, neutrophil

Related Disease

[Cardiovascular Diseases](#) [Diabetes Mellitus, Type 2](#) [Edema](#) [Vasculitis](#)
[Wegener Granulomatosis](#)