



SZABO SCANDIC

Part of Europa Biosite

Produktinformation



Forschungsprodukte & Biochemikalien



Zellkultur & Verbrauchsmaterial



Diagnostik & molekulare Diagnostik



Laborgeräte & Service

Weitere Information auf den folgenden Seiten!
See the following pages for more information!



Lieferung & Zahlungsart

siehe unsere [Liefer- und Versandbedingungen](#)

Zuschläge

- Mindermengenzuschlag
- Trockeneiszuschlag
- Gefahrgutzuschlag
- Expressversand

SZABO-SCANDIC HandelsgmbH

Quellenstraße 110, A-1100 Wien

T. +43(0)1 489 3961-0

F. +43(0)1 489 3961-7

mail@szabo-scandic.com

www.szabo-scandic.com

[linkedin.com/company/szaboscandic](https://www.linkedin.com/company/szaboscandic) 

PSD purified MaxPab mouse polyclonal antibody (B01P) MaxPab®

Catalog # : H00005662-B01P

規格 : [50 ug]

[List All](#)

Specification

Product Description: Mouse polyclonal antibody raised against a full-length human PSD protein.

Immunogen: PSD (NP_002770.3, 1 a.a. ~ 1024 a.a) full-length human protein.

Sequence:
 MAQGAMRFCSEGDCAISPPRCPRRWLPEGPVPQSPPASMYGSTGSLLRVAGPGPRGRELGRVTAPCTPLRGPPSPRVAPSPWAPSSPTGQPPP
 GAQSSVWIFRFVEKASVRPLNGLPAPGGLSRSWDLGGVSPRPTPALG
 PGSNRKLRLEASTSDPLPARGGSALPGSRNLVHGPPAPPQVGADGLYS
 SLPNGLGGPPERLATLFGGPADTGFLNQGDWSSPREVSSHAQRIARA
 KWEFFYGLDPPSSGAKPPEQAPPSPPGVSGRQSGVAVGRAAKYSE
 TDLDTVPLRCYRETDIDEVLAEREEADSAIESQPSSEGGPGTAYPPAPRP
 GPLPGPHPSLGSNGEDEDDEAGGEEDVDDEVFEASEGARPGSRMPL
 KSPVPFLPGTSPSADGPDSFSCVFEAILESHRAKGTSYTSLASLEALASP
 GPTQSPFFTFELPPQPPAPRPDPPAPAPLAPLEPDSGTSSAADGPWTQ
 RGEERAEARAKLAPGREPPSPCHSEDSLGLGAALGSEPPLSQLVSDS
 DSELDSTERLALGSTDTLSNGQKADLEAAQRLAKRLYRLDGFRAKADVA
 RHLGKNNDFSKLVAGEYLKFFVFTGMTLDQALRVFLKELALMGETQERE
 RVLAHFSQRYFQCNPEALSSSEDGAHTLTCALMLLNTDLHGHNIGKRMT
 C
 GDFIGNLEGLNDGGDFPRELLKALYSSIKNEKLQWAIDEEELRRSLSELA
 DPNPKVIKRISGGSGSGSSPFLDLTPEPGAAVYKHGALVRKVHADPDCR
 KTRPGKRGWKSFHGILKGMILYLQKEEYKPGKALSETELKNAISIHHALAT
 RASDYSKRPHVFLRTADWRVFLFQAPSLEQMMSWITRINVAAMFSAP
 PFPAAVSSQKKFSRPLLPSAATRLSQEEQVRTHEAKLKAMASELREHRA
 AQLGKKGRGKEAEEQRQKEAYLEFEKSRYSTYAALLRVKLGAGSEELDA
 VEAALAQAGSTEDGLPPSHSSPSLQPKPSSQPRAQRHSSEPRPGAGSG
 RRRKP

Host: Mouse

Reactivity: Human, Rat

Quality Control Testing: Antibody reactive against mammalian transfected lysate.

Storage Buffer: In 1x PBS, pH 7.4

Storage Instruction: Store at -20°C or lower. Aliquot to avoid repeated freezing and thawing.

MSDS:  [Download](#)

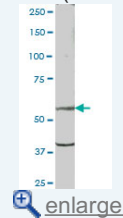
Datasheet:  [Download](#)


Applications

Western Blot (Tissue lysate)


Application Image


Western Blot (Tissue lysate)



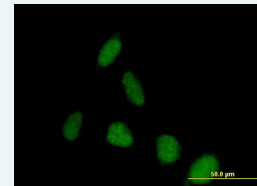
 [enlarge](#)

Western Blot (Transfected lysate)

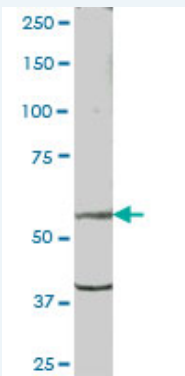


 [enlarge](#)

Immunofluorescence



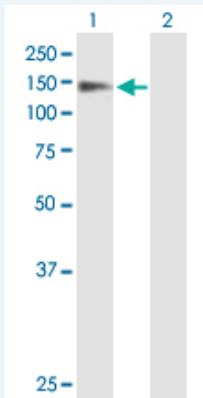
 [enlarge](#)



PSD MaxPab polyclonal antibody. Western Blot analysis of PSD expression in rat brain.

[Protocol Download](#)

Western Blot (Transfected lysate)



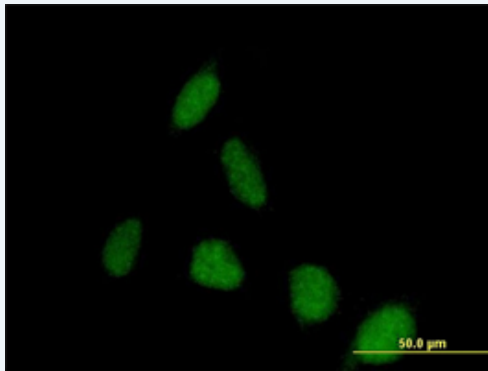
Western Blot analysis of PSD expression in transfected 293T cell line ([H00005662-T01](#)) by PSD MaxPab polyclonal antibody.

Lane1:PSD transfected lysate(112.64 KDa).

Lane2:Non-transfected lysate.

[Protocol Download](#)

Immunofluorescence



[enlarge this image](#)

Immunofluorescence of purified MaxPab antibody to PSD on HeLa cell. [antibody concentration 10 ug/ml]

[Protocol Download](#)

Gene Information

Entrez GeneID: [5662](#)

GeneBank [NM_002779.3](#)

Accession#:

Protein [NP_002770.3](#)

Accession#:

Gene Name: PSD

Gene Alias: KIAA2011,PSD1,TYL

Gene Description: pleckstrin and Sec7 domain containing

Omim ID: [602327](#)

Gene Ontology: [Hyperlink](#)

Other Designations: OTTHUMP00000020364,OTTHUMP00000059199,pleckstrin and Sec7 domain protein

Gene Pathway

[Endocytosis](#)

Related Disease

[Alzheimer Disease](#) [Genetic Predisposition to Disease](#) [Hematologic Diseases](#)
[Occupational Diseases](#)

[服務條款](#) | [隱私權政策](#) | [著作及商標](#) | [網站地圖](#)

©2016 亞諾法生技股份有限公司 Abnova Corporation. 版權所有.