



SZABO SCANDIC

Part of Europa Biosite

Produktinformation



Forschungsprodukte & Biochemikalien



Zellkultur & Verbrauchsmaterial



Diagnostik & molekulare Diagnostik



Laborgeräte & Service

Weitere Information auf den folgenden Seiten!
See the following pages for more information!



Lieferung & Zahlungsart

siehe unsere [Liefer- und Versandbedingungen](#)

Zuschläge

- Mindermengenzuschlag
- Trockeneiszuschlag
- Gefahrgutzuschlag
- Expressversand

SZABO-SCANDIC HandelsgmbH

Quellenstraße 110, A-1100 Wien

T. +43(0)1 489 3961-0

F. +43(0)1 489 3961-7

mail@szabo-scandic.com

www.szabo-scandic.com

[linkedin.com/company/szaboscandic](https://www.linkedin.com/company/szaboscandic) 



PSMA7 purified MaxPab rabbit polyclonal antibody (D01P) MaxPab®

Catalog # : H00005688-D01P

規格 : [100 ug]

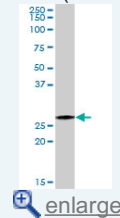
[List All](#)

Specification

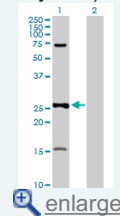
Product Description:	Rabbit polyclonal antibody raised against a full-length human PSMA7 protein.
Immunogen:	PSMA7 (NP_002783.1, 1 a.a. ~ 248 a.a) full-length human protein.
Sequence:	MSYDRAITVFSPDGHLFQVEYAQEAVKKGSTAVGVGRDIWLVGVEKKS VAKLQDERTVRKICALDDNVCMAFAGLTADARIVINRARVECQSHRLTVE DPVTVEYITRYIASLKQRYTQSNRRPFGISALIVGDFDGTPLRYQTDP SGTYHAWKANAIGRGAKSVREFLEKNYTDEAIETDDLTIKLVIKALLEVVQ SGGKNIELAVMRRDQSLKILNPEEIEKYVAEIEKEKEENEKQKKAS
Host:	Rabbit
Reactivity:	Human, Mouse
Quality Control Testing:	Antibody reactive against mammalian transfected lysate.
Storage Buffer:	In 1x PBS, pH 7.4
Storage Instruction:	Store at -20°C or lower. Aliquot to avoid repeated freezing and thawing.
MSDS:	 Download
Datasheet:	 Download

Application Image

Western Blot (Tissue lysate)

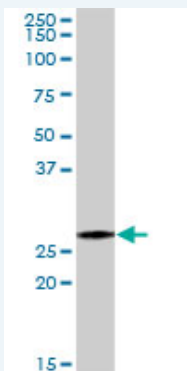


Western Blot (Transfected lysate)



Applications

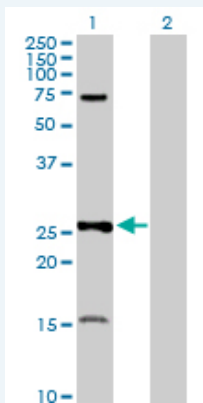
Western Blot (Tissue lysate)



PSMA7 MaxPab rabbit polyclonal antibody. Western Blot analysis of PSMA7 expression in mouse intestine.

 [Protocol Download](#)

Western Blot (Transfected lysate)



Western Blot analysis of PSMA7 expression in transfected 293T cell line ([H00005688-T01](#)) by PSMA7 MaxPab polyclonal antibody.

Lane 1: PSMA7 transfected lysate(27.90 KDa).
Lane 2: Non-transfected lysate.

 [Protocol Download](#)

Gene Information

Entrez GeneID: [5688](#)

GeneBank Accession#: [NM_002792.2](#)

Protein Accession#: [NP_002783.1](#)

Gene Name: PSMA7

Gene Alias: C6,HSPC,MGC3755,RC6-1,XAPC7

Gene Description: proteasome (prosome, macropain) subunit, alpha type, 7

Omim ID: [606607](#)

Gene Ontology: [Hyperlink](#)

Gene Summary: The proteasome is a multicatalytic proteinase complex with a highly ordered ring-shaped 20S core structure. The core structure is composed of 4 rings of 28 non-identical subunits; 2 rings are composed of 7 alpha subunits and 2 rings are composed of 7 beta subunits. Proteasomes are distributed throughout eukaryotic cells at a high concentration and cleave peptides in an ATP/ubiquitin-dependent process in a non-lysosomal pathway. An essential function of a modified proteasome, the immunoproteasome, is the processing of class I MHC peptides. This gene encodes a member of the peptidase T1A family, that is a 20S core alpha subunit. This particular subunit has been shown to interact specifically with the hepatitis B virus X protein, a protein critical to viral replication. In addition, this subunit is involved in regulating hepatitis virus C internal ribosome entry site (IRES) activity, an activity essential for viral replication. This core alpha subunit is also involved in regulating the hypoxia-inducible factor-1alpha, a transcription factor important for cellular responses to oxygen tension. Multiple isoforms of this subunit arising from alternative splicing may exist but alternative transcripts for only two isoforms have been defined. A pseudogene has been identified on chromosome 9. [provided by RefSeq]

Other Designations: OTTHUMP00000031449,proteasome alpha 7 subunit,proteasome subunit RC6-1,proteasome subunit XAPC7,proteasome subunit alpha 4

Gene Pathway

[Proteasome](#)

Related Disease

[Kidney Failure, Chronic](#)

[服務條款](#) | [隱私權政策](#) | [著作及商標](#) | [網站地圖](#)

©2016 亞諾法生技股份有限公司 Abnova Corporation. 版權所有.