



SZABO SCANDIC

Part of Europa Biosite

Produktinformation



Forschungsprodukte & Biochemikalien



Zellkultur & Verbrauchsmaterial



Diagnostik & molekulare Diagnostik



Laborgeräte & Service

Weitere Information auf den folgenden Seiten!
See the following pages for more information!



Lieferung & Zahlungsart

siehe unsere [Liefer- und Versandbedingungen](#)

Zuschläge

- Mindermengenzuschlag
- Trockeneiszuschlag
- Gefahrgutzuschlag
- Expressversand

SZABO-SCANDIC HandelsgmbH

Quellenstraße 110, A-1100 Wien

T. +43(0)1 489 3961-0

F. +43(0)1 489 3961-7

mail@szabo-scandic.com

www.szabo-scandic.com



[linkedin.com/company/szaboscandic](https://www.linkedin.com/company/szaboscandic) 

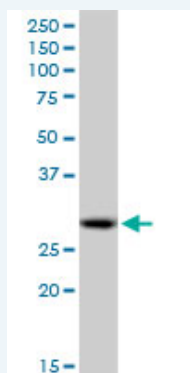
PSME1 purified MaxPab mouse polyclonal antibody (B01P) MaxPab®

Catalog # : H00005720-B01P


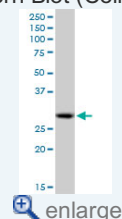
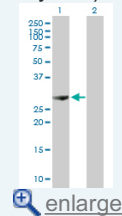
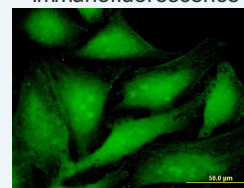

規格 : [50 ug]

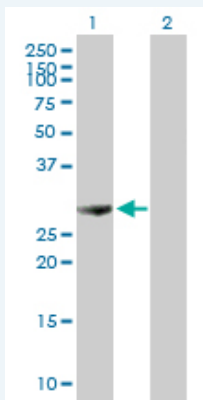
[List All](#)
Specification

Product Description:	Mouse polyclonal antibody raised against a full-length human PSME1 protein.
Immunogen:	PSME1 (AAH00352, 1 a.a. ~ 249 a.a) full-length human protein.
Sequence:	MAMLRVQPEAQAKVDVFRDLCTKAENLLGSYFPKKISELDAFLKEPALN EANLSNLKAPLDIPVPDPVKEKEKEERKKQKEKEDKDEKKKGEDEDKGP PCGPFVNCNEKIVLLQRLKPEIKDVIEQLNLVTTWLQLQIPRIEDGNNFGV AVQEKVFEELMTSLHTKLEGFHTQISKYF SERGDAVTKAAKQPHVGDYRQ LVHELDEAEYRDIRLMVMEIRNAYAVLYDIILKNFEKLLKPRGETKGMIV
Host:	Mouse
Reactivity:	Human
Quality Control Testing:	Antibody reactive against mammalian transfected lysate.
Storage Buffer:	In 1x PBS, pH 7.4
Storage Instruction:	Store at -20°C or lower. Aliquot to avoid repeated freezing and thawing.
MSDS:	 Download
Datasheet:	 Download

Applications
Western Blot (Cell lysate)


PSME1 MaxPab polyclonal antibody. Western Blot analysis of PSME1 expression in A-431.

 [Protocol Download](#)
Western Blot (Transfected lysate)
Application Image
Western Blot (Cell lysate)

 [enlarge](#)
Western Blot (Transfected lysate)

 [enlarge](#)
Immunofluorescence

 [enlarge](#)

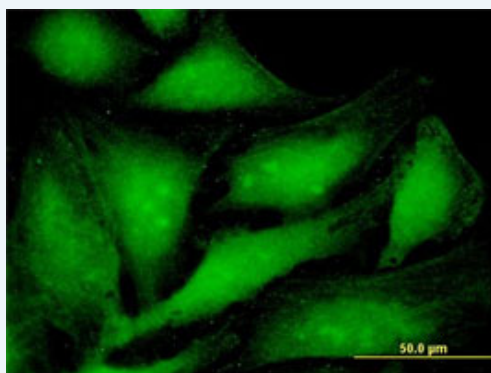



Western Blot analysis of PSME1 expression in transfected 293T cell line by PSME1 MaxPab polyclonal antibody.

Lane 1: PSME1 transfected lysate(27.5 KDa).
Lane 2: Non-transfected lysate.

 [Protocol Download](#)

Immunofluorescence



 [enlarge this image](#)

Immunofluorescence of purified MaxPab antibody to PSME1 on HeLa cell. [antibody concentration 10 ug/ml]

 [Protocol Download](#)

Gene Information

Entrez GeneID: [5720](#)

GeneBank [BC000352](#)
Accession#:

Protein [AAH00352](#)
Accession#:

Gene Name: PSME1

Gene Alias: IFI5111,MGC8628,PA28A,PA28alpha,REGalpha

Gene Description: proteasome (prosome, macropain) activator subunit 1 (PA28 alpha)

Omim ID: [600654](#)

Gene Ontology: [Hyperlink](#)

Gene Summary: The 26S proteasome is a multicatalytic proteinase complex with a highly ordered structure composed of 2 complexes, a 20S core and a 19S regulator. The 20S core is composed of 4 rings of 28 non-identical subunits; 2 rings are composed of 7 alpha subunits and 2 rings are composed of 7 beta subunits. The 19S regulator is composed of a base, which contains 6 ATPase subunits and 2 non-ATPase subunits, and a lid, which contains up to 10 non-ATPase subunits. Proteasomes are distributed throughout eukaryotic cells at a high concentration and

cleave peptides in an ATP/ubiquitin-dependent process in a non-lysosomal pathway. An essential function of a modified proteasome, the immunoproteasome, is the processing of class I MHC peptides. The immunoproteasome contains an alternate regulator, referred to as the 11S regulator or PA28, that replaces the 19S regulator. Three subunits (alpha, beta and gamma) of the 11S regulator have been identified. This gene encodes the alpha subunit of the 11S regulator, one of the two 11S subunits that is induced by gamma-interferon. Three alpha and three beta subunits combine to form a heterohexameric ring. Two transcripts encoding different isoforms have been identified. [provided by RefSeq]

Other Designations: 11S regulator complex alpha subunit,29-kD MCP activator subunit,activator of multicatalytic protease subunit 1,interferon gamma up-regulated I-5111 protein,interferon-gamma IEF SSP 5111,interferon-gamma-inducible protein 5111,proteasome activator subunit

Gene Pathway

[Antigen processing and presentation](#) [Proteasome](#)

[服務條款](#) | [隱私權政策](#) | [著作及商標](#) | [網站地圖](#)

©2016 亞諾法生技股份有限公司 Abnova Corporation. 版權所有.