SZABO SCANDIC

Part of Europa Biosite

Produktinformation

- Forschungsprodukte & Biochemikalien
- Zellkultur & Verbrauchsmaterial
- Diagnostik & molekulare Diagnostik
- Laborgeräte & Service

Weitere Information auf den folgenden Seiten!
See the following pages for more information!

Lieferung & Zahlungsart

siehe unsere Liefer- und Versandbedingungen

Zuschläge

- Mindermengenzuschlag
- Trockeneiszuschlag
- Gefahrgutzuschlag
- Expressversand

SZABO-SCANDIC HandelsgmbH

Quellenstraße 110, A-1100 Wien

T. +43(0)1 489 3961-0

F. +43(0)1 489 3961-7

mail@szabo-scandic.com

www.szabo-scandic.com

linkedin.com/company/szaboscandic

PTEN purified MaxPab mouse polyclonal antibody (B02P) MaxPab®

Catalog # : H00005728-B02P　　**規格 :** [50 ug]

List All

Specification

Product Description:	Mouse polyclonal antibody raised against a full-length human PTEN protein.
Immunogen:	PTEN (NP_000305.3, 1 a.a. ~ 403 a.a) full-length human protein.
Sequence:	MTAIIKEIVSRNKRRYQEDGFDLDLTYIYPNIIAMGFPAERLEGVYRNNIDD VVRFLDSKHKNHYKIYNLCAERHYDTAKFNCRVAQYPFEDHNPPQLELIK PFCEDLDQWLSEDDNHVAAIHCKAGKGRTGVMICAYLLHRGKFLKAQEA LDFYGEVRTRDKKGVTIPSQRRYVYYYSYLLKNHLDYRPVALLFHKMMF ETIPMFSGGTCNPQFVVCQLKVKIYSSNSGPTRREDKFMYFEFPQPLPV CGDIKVEFFHKQNKMLKKDKMFHFWVNTFFIPGPEETSEKVENGSLCDQ EIDSICSIERADNDKEYLVLTLTKNDLDKANKDKANRYFSPNFKVKLYFTKT VEEPSNPEASSSTSVTPDVSDNEPDHYRYSDTTDSDPENEPFDEDQHTQ ITKV
Host:	Mouse
Reactivity:	Human
Quality Control Testing:	Antibody reactive against mammalian transfected lysate.
Storage Buffer:	In 1x PBS, pH 7.4
Storage Instruction:	Store at -20°C or lower. Aliquot to avoid repeated freezing and thawing.
MSDS:	Download
Datasheet:	Download

Applications

Western Blot (Cell lysate)



PTEN MaxPab polyclonal antibody. Western Blot analysis of PTEN expression in HeLa.

Protocol Download

Western Blot (Transfected lysate)

Application Image

Western Blot (Cell lysate)

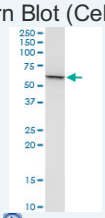

enlarge

Western Blot (Transfected lysate)



enlarge

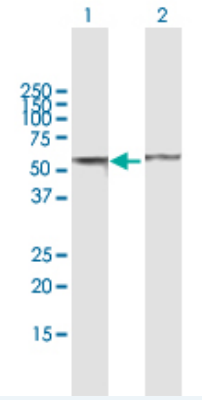

Western Blot analysis of PTEN expression in transfected 293T cell line (H00005728-T02) by PTEN MaxPab polyclonal antibody.

Lane 1: PTEN transfected lysate(44.33 KDa).
Lane 2: Non-transfected lysate.

Protocol Download

Gene Information

Entrez GeneID:	5728
GeneBank Accession#:	NM_000314.4
Protein Accession#:	NP_000305.3
Gene Name:	PTEN
Gene Alias:	10q23del,BZS,MGC11227,MHAM,MMAC1,PTEN1,TEP1
Gene Description:	phosphatase and tensin homolog
Omim ID:	137800, 153480, 158350, 174900, 176807, 176920, 188470, 276950, 601728, 605309, 607174
Gene Ontology:	Hyperlink
Gene Summary:	This gene was identified as a tumor suppressor that is mutated in a large number of cancers at high frequency. The protein encoded this gene is a phosphatidylinositol-3,4,5-trisphosphate 3-phosphatase. It contains a tensin like domain as well as a catalytic domain similar to that of the dual specificity protein tyrosine phosphatases. Unlike most of the protein tyrosine phosphatases, this protein preferentially dephosphorylates phosphoinositide substrates. It negatively regulates intracellular levels of phosphatidylinositol-3,4,5-trisphosphate in cells and functions as a tumor suppressor by negatively regulating AKT/PKB signaling pathway. [provided by RefSeq
Other Designations:	MMAC1 phosphatase and tensin homolog deleted on chromosome 10,OTTHUMP00000020032,mutated in multiple advanced cancers 1

Gene Pathway

Endometrial cancer Focal adhesion Glioma Inositol phosphate metabolism Melanoma p53 signaling pathway Pathways in cancer Phosphatidylinositol signaling system Prostate cancer Small cell lung cancer Tight junction

Related Disease

Abnormalities, Multiple Adenocarcinoma Adenocarcinoma, Papillary Alzheimer Disease Alzheimer disease Astrocytoma Autistic Disorder Brain Neoplasms Breast cancer Breast Neoplasms Carcinoma, Endometrioid Carcinoma, Squamous Cell

Cardiovascular Diseases Cleft Lip Cleft Palate Colon cancer Colonic Neoplasms
Colorectal Neoplasms Craniofacial Abnormalities

... see more

服務條款 | 隱私權政策 | 著作及商標 | 網站地圖

©2016 亞諾法生技股份有限公司 Abnova Corporation. 版權所有.