



# SZABO SCANDIC

Part of Europa Biosite

## Produktinformation



Forschungsprodukte & Biochemikalien



Zellkultur & Verbrauchsmaterial



Diagnostik & molekulare Diagnostik



Laborgeräte & Service

Weitere Information auf den folgenden Seiten!  
See the following pages for more information!



### Lieferung & Zahlungsart

siehe unsere [Liefer- und Versandbedingungen](#)

### Zuschläge

- Mindermengenzuschlag
- Trockeneiszuschlag
- Gefahrgutzuschlag
- Expressversand

### SZABO-SCANDIC HandelsgmbH

Quellenstraße 110, A-1100 Wien

T. +43(0)1 489 3961-0

F. +43(0)1 489 3961-7

[mail@szabo-scandic.com](mailto:mail@szabo-scandic.com)

[www.szabo-scandic.com](http://www.szabo-scandic.com)

[linkedin.com/company/szaboscandic](https://www.linkedin.com/company/szaboscandic) 



**PTGDS purified MaxPab mouse polyclonal antibody (B01P)** MaxPab®

Catalog # : H00005730-B01P

規格 : [ 50 ug ]

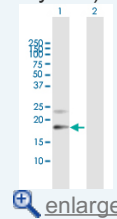
[List All](#)

**Specification**

<b>Product Description:</b>	Mouse polyclonal antibody raised against a full-length human PTGDS protein.
<b>Immunogen:</b>	PTGDS (NP_000945.3, 1 a.a. ~ 190 a.a) full-length human protein.
<b>Sequence:</b>	MATHHTLWMGLALLGVLGDLQAAPEAQVSVQPNFQQDKFLGRWFSAG LASNSSWLREKKAALSMCKSVVAPATDGGGLNLTSTFLRKNQCETRTMLL QPAGSLGSYSYRSPHWGSTYSVSWETDYDQYALLYSQGSKGPGEDF RMTATLYSRTQTPRAELKEKFTAFCKAQGFTEDTIVFLPQTDKCMTEQ
<b>Host:</b>	Mouse
<b>Reactivity:</b>	Human
<b>Quality Control Testing:</b>	Antibody reactive against mammalian transfected lysate.
<b>Storage Buffer:</b>	In 1x PBS, pH 7.4
<b>Storage Instruction:</b>	Store at -20°C or lower. Aliquot to avoid repeated freezing and thawing.
<b>MSDS:</b>	 <a href="#">Download</a>
<b>Datasheet:</b>	 <a href="#">Download</a>

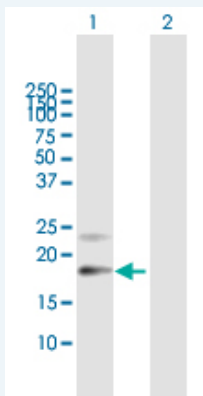
**Application Image**

Western Blot (Transfected lysate)



**Applications**

Western Blot (Transfected lysate)



Western Blot analysis of PTGDS expression in transfected 293T cell line ([H00005730-T01](#)) by PTGDS MaxPab polyclonal antibody.

Lane 1: PTGDS transfected lysate(20.9 KDa).  
Lane 2: Non-transfected lysate.

 [Protocol Download](#)

**Gene Information**

Entrez GeneID: [5730](#)

**GeneBank  
Accession#:** [NM\\_000954.5](#)

**Protein  
Accession#:** [NP\\_000945.3](#)

**Gene Name:** PTGDS

**Gene Alias:** LPGDS,PDS,PGD2,PGDS,PGDS2

**Gene  
Description:** prostaglandin D2 synthase 21kDa (brain)

**Omim ID:** [176803](#)

**Gene Ontology:** [Hyperlink](#)

**Gene Summary:** The protein encoded by this gene is a glutathione-independent prostaglandin D synthase that catalyzes the conversion of prostaglandin H2 (PGH2) to prostaglandin D2 (PGD2). PGD2 functions as a neuromodulator as well as a trophic factor in the central nervous system. PGD2 is also involved in smooth muscle contraction/relaxation and is a potent inhibitor of platelet aggregation. This gene is preferentially expressed in brain. Studies with transgenic mice overexpressing this gene suggest that this gene may be also involved in the regulation of non-rapid eye movement sleep. [provided by RefSeq]

**Other  
Designations:** OTTHUMP00000022638,PGD2 synthase,beta-trace protein,glutathione-independent PGD synthase,lipocalin-type prostaglandin D synthase,prostaglandin D synthase,prostaglandin D2 synthase (21kD, brain),prostaglandin H2 D-isomerase,prostaglandin-H2 D-isomerase

### Gene Pathway

[Arachidonic acid metabolism](#) [Metabolic pathways](#)

### Related Disease

[Arteriosclerosis](#) [Atherosclerosis](#) [Breast cancer](#) [Breast Neoplasms](#) [Cardiovascular Diseases](#) [Carotid Artery Diseases](#) [Chronic Disease](#) [Diabetes Mellitus, Type 2](#) [Edema](#) [Genetic Predisposition to Disease](#) [Hypertension](#) [Kidney Failure](#) [Chronic Periodontitis](#) [Schizophrenia](#) [Schizophrenia](#)

[服務條款](#) | [隱私權政策](#) | [著作及商標](#) | [網站地圖](#)

©2016 亞諾法生技股份有限公司 Abnova Corporation. 版權所有.