



# SZABO SCANDIC

Part of Europa Biosite

## Produktinformation



Forschungsprodukte & Biochemikalien



Zellkultur & Verbrauchsmaterial



Diagnostik & molekulare Diagnostik



Laborgeräte & Service

Weitere Information auf den folgenden Seiten!  
See the following pages for more information!



### Lieferung & Zahlungsart

siehe unsere [Liefer- und Versandbedingungen](#)

### Zuschläge

- Mindermengenzuschlag
- Trockeneiszuschlag
- Gefahrgutzuschlag
- Expressversand

### SZABO-SCANDIC HandelsgmbH

Quellenstraße 110, A-1100 Wien

T. +43(0)1 489 3961-0

F. +43(0)1 489 3961-7

[mail@szabo-scandic.com](mailto:mail@szabo-scandic.com)

[www.szabo-scandic.com](http://www.szabo-scandic.com)

[linkedin.com/company/szaboscandic](https://www.linkedin.com/company/szaboscandic) 



**PTGER2 purified MaxPab rabbit polyclonal antibody (D01P)** MaxPab®

Catalog # : H00005732-D01P

規格 : [ 100 ug ]

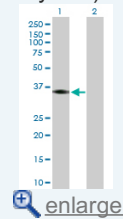
[List All](#)

**Specification**

<b>Product Description:</b>	Rabbit polyclonal antibody raised against a full-length human PTGER2 protein.
<b>Immunogen:</b>	PTGER2 (NP_000947.2, 1 a.a. ~ 358 a.a) full-length human protein.
<b>Sequence:</b>	MGNASNDSQSEDCETRQWLPPGESPAISSVMFSAGVLGNLIALALLARR WRGDVGC SAGRRSSLFHLVTEL VFTDLLGTCLISPVLASYARNQT LVALAPESRACTYFAFAMTFFSLATMLMLFAMALERYLSIGHPYFYQRRV SRSGGLAVLPVIYAVSLLFCSLPLLDYGYVQYCPGTWCFIRHGRTAYL QLYATLLLLLIVSVLACNFSVILNLRMHRRSRRSRCGPSLGSGRGGPGA RRRGERVSMAEETDHLILLAIMITIFAVCSLPFTIFAYMNETSSRKEKDWL QALRFLSINSIIPWVFAILRPPVLRMLRMSVLCRISLRTQDATQTSCSTQ SDASKQADL
<b>Host:</b>	Rabbit
<b>Reactivity:</b>	Human
<b>Quality Control Testing:</b>	Antibody reactive against mammalian transfected lysate.
<b>Storage Buffer:</b>	In 1x PBS, pH 7.4
<b>Storage Instruction:</b>	Store at -20°C or lower. Aliquot to avoid repeated freezing and thawing.
<b>MSDS:</b>	 <a href="#">Download</a>
<b>Datasheet:</b>	 <a href="#">Download</a>

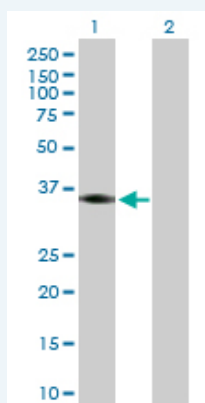
**Application Image**

Western Blot (Transfected lysate)



**Applications**

**Western Blot (Transfected lysate)**



Western Blot analysis of PTGER2 expression in transfected 293T cell line ([H00005732-T02](#)) by PTGER2 MaxPab polyclonal antibody.

Lane 1: PTGER2 transfected lysate(39.80 KDa).  
Lane 2: Non-transfected lysate.

 [Protocol Download](#)

## Gene Information

---

Entrez GeneID: [5732](#)

GeneBank Accession#: [NM\\_000956.2](#)

Protein Accession#: [NP\\_000947.2](#)

Gene Name: PTGER2

Gene Alias: EP2

Gene Description: prostaglandin E receptor 2 (subtype EP2), 53kDa

Omim ID: [176804](#), [208550](#)

Gene Ontology: [Hyperlink](#)

Other Designations: prostaglandin E receptor 2, EP2 subtype, 53kD

## Gene Pathway

---

[Neuroactive ligand-receptor interaction](#)

## Related Disease

---

[Adenoma](#) [Alzheimer Disease](#) [Alzheimer disease](#) [Asthma](#) [Asthma](#) [Cardiovascular Diseases](#) [Chorioamnionitis](#) [Colorectal Neoplasms](#) [Connective Tissue Diseases](#) [Coronary Artery Disease](#) [Diabetes Complications](#) [Diabetes Mellitus, Type 2](#) [Ductus Arteriosus, Patent](#) [Edema](#) [Fetal Diseases](#) [Fetal Membranes, Premature Rupture](#) [Genetic Predisposition to Disease](#) [Infant, Premature, Diseases](#) [Infection](#)

... see more

---

[服務條款](#) | [隱私權政策](#) | [著作及商標](#) | [網站地圖](#)

©2016 亞諾法生技股份有限公司 Abnova Corporation. 版權所有.