



SZABO SCANDIC

Part of Europa Biosite

Produktinformation



Forschungsprodukte & Biochemikalien



Zellkultur & Verbrauchsmaterial



Diagnostik & molekulare Diagnostik



Laborgeräte & Service

Weitere Information auf den folgenden Seiten!
See the following pages for more information!



Lieferung & Zahlungsart

siehe unsere [Liefer- und Versandbedingungen](#)

Zuschläge

- Mindermengenzuschlag
- Trockeneiszuschlag
- Gefahrgutzuschlag
- Expressversand

SZABO-SCANDIC HandelsgmbH

Quellenstraße 110, A-1100 Wien

T. +43(0)1 489 3961-0

F. +43(0)1 489 3961-7

mail@szabo-scandic.com

www.szabo-scandic.com

[linkedin.com/company/szaboscandic](https://www.linkedin.com/company/szaboscandic) 

PTGIR monoclonal antibody (M02), clone 2A7

Catalog # : H00005739-M02

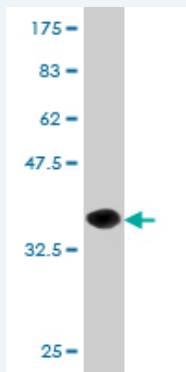
規格 : [100 ug]

[List All](#)

Specification

Product Description:	Mouse monoclonal antibody raised against a partial recombinant PTGIR.
Immunogen:	PTGIR (NP_000951, 296 a.a. ~ 386 a.a) partial recombinant protein with GST tag. MW of the GST tag alone is 26 KDa.
Sequence:	RKAVFQRLKLWVCCLCLGPAHGDSQTPLSQLASGRRDPRAPSAVPGK EGSCVPLSAWGEQVLEPLPPTQQSSGSAVGTSSKAEASVACSLC
Host:	Mouse
Reactivity:	Human
Isotype:	IgG1 Kappa

Quality Control Testing: Antibody Reactive Against Recombinant Protein.



Western Blot detection against Immunogen (35.75 KDa) .

Storage Buffer: In 1x PBS, pH 7.4

Storage Instruction: Store at -20°C or lower. Aliquot to avoid repeated freezing and thawing.

MSDS: [Download](#)


Datasheet: [Download](#)

Applications

Western Blot (Transfected lysate)

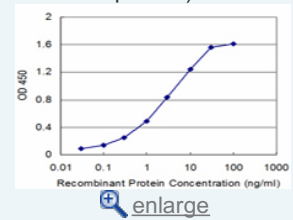
Application Image

Western Blot (Transfected lysate)

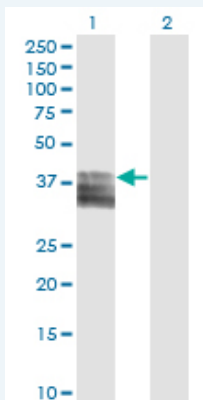


Western Blot (Recombinant protein)

Sandwich ELISA (Recombinant protein)



ELISA



Western Blot analysis of PTGIR expression in transfected 293T cell line by PTGIR monoclonal antibody (M02), clone 2A7.

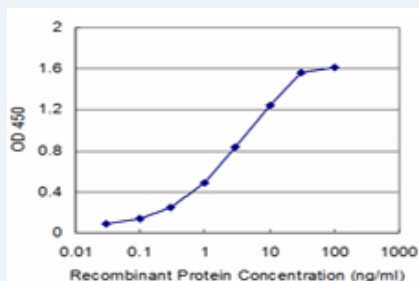
Lane 1: PTGIR transfected lysate(41 KDa).
Lane 2: Non-transfected lysate.

[Protocol Download](#)

Western Blot (Recombinant protein)

[Protocol Download](#)

Sandwich ELISA (Recombinant protein)



Detection limit for recombinant GST tagged PTGIR is approximately 0.1ng/ml as a capture antibody.

[Protocol Download](#)

ELISA

Gene Information

Entrez GeneID: [5739](#)

GeneBank Accession#: [NM_000960](#)

Protein Accession#: [NP_000951](#)

Gene Name: PTGIR

Gene Alias: IP,MGC102830,PRIPR

Gene Description: prostaglandin I2 (prostacyclin) receptor (IP)

Omim ID: [600022](#)

Gene Ontology: [Hyperlink](#)

Gene Summary: The protein encoded by this gene is a member of the G-protein coupled receptor family 1 and has been shown to be a receptor for prostacyclin. Prostacyclin, the major product of cyclooxygenase in macrovascular endothelium, elicits a potent vasodilation and inhibition of platelet aggregation through binding to this receptor. [provided by RefSeq]

Other PGI receptor, prostacyclin receptor, prostanoid IP receptor

Designations:

Gene Pathway

[Neuroactive ligand-receptor interaction](#) [Vascular smooth muscle contraction](#)

Related Disease

[Alzheimer Disease](#) [Alzheimer disease](#) [Asthma](#) [Asthma](#)
[Attention Deficit Disorder with Hyperactivity](#) [Autistic Disorder](#) [Cardiovascular Diseases](#)
[Diabetes Complications](#) [Diabetes Mellitus, Type 2](#) [Edema](#) [Hyperplasia](#)
[Metabolic Syndrome X](#) [NARP](#) [Neoplasms](#) [Osteoporosis](#) [Venous Thrombosis](#)

[服務條款](#) | [隱私權政策](#) | [著作及商標](#) | [網站地圖](#)

©2016 亞諾法生技股份有限公司 Abnova Corporation. 版權所有.