



# SZABO SCANDIC

Part of Europa Biosite

## Produktinformation



Forschungsprodukte & Biochemikalien



Zellkultur & Verbrauchsmaterial



Diagnostik & molekulare Diagnostik



Laborgeräte & Service

Weitere Information auf den folgenden Seiten!  
See the following pages for more information!



### Lieferung & Zahlungsart

siehe unsere [Liefer- und Versandbedingungen](#)

### Zuschläge

- Mindermengenzuschlag
- Trockeneiszuschlag
- Gefahrgutzuschlag
- Expressversand

### SZABO-SCANDIC HandelsgmbH

Quellenstraße 110, A-1100 Wien

T. +43(0)1 489 3961-0

F. +43(0)1 489 3961-7

[mail@szabo-scandic.com](mailto:mail@szabo-scandic.com)

[www.szabo-scandic.com](http://www.szabo-scandic.com)

[linkedin.com/company/szaboscandic](https://www.linkedin.com/company/szaboscandic) 

## PTGIS polyclonal antibody (A01)

Catalog # : H00005740-A01

規格 : [ 50 uL ]

List All

### Specification

**Product Description:** Mouse polyclonal antibody raised against a partial recombinant PTGIS.

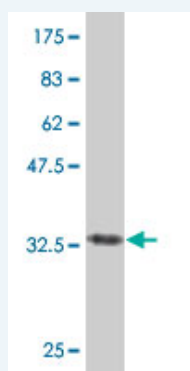
**Immunogen:** PTGIS (NP\_000952, 391 a.a. ~ 500 a.a) partial recombinant protein with GST tag.

**Sequence:** PQRDPEIYTDPEVFKYNRFLNPDGSEKKDFYKDGKRLKNYNMPWGAGH  
NHCLGRSYAVNSIKQFVFLVLVHLDLELINADVEIPEFDLSRYGFGLMQPE  
HDVPRYRIRP

**Host:** Mouse

**Reactivity:** Human, Mouse

**Quality Control Testing:** Antibody Reactive Against Recombinant Protein.



Western Blot detection against Immunogen (38.21 kDa) .

**Storage Buffer:** 50 % glycerol

**Storage Instruction:** Store at -20°C or lower. Aliquot to avoid repeated freezing and thawing.

**MSDS:**  [Download](#)

**Datasheet:**  [Download](#)

### Publication Reference


1. [Mechanism of prostacyclin-induced potentiation of glucose-induced insulin secretion.](#) Gurgul-Convey E, Hanzelka K, Lenzen S. *Endocrinology*. 2012 Jun;153(6):2612-22. Epub 2012 Apr 11.

### Applications

Western Blot (Cell lysate)

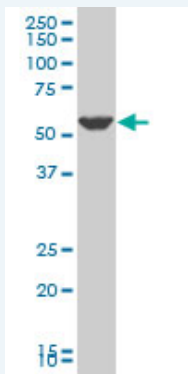
### Application Image

Western Blot (Cell lysate)



Western Blot (Recombinant protein)

ELISA



PTGIS polyclonal antibody (A01), Lot # 050921JC01 Western Blot analysis of PTGIS expression in NIH3T3 ( Cat # L018V1 ).

 [Protocol Download](#)

---

#### Western Blot (Recombinant protein)

 [Protocol Download](#)

---

#### ELISA

---

#### Gene Information

**Entrez GeneID:** [5740](#)

**GeneBank Accession#:** [NM\\_000961](#)

**Protein Accession#:** [NP\\_000952](#)

**Gene Name:** PTGIS

**Gene Alias:** CYP8,CYP8A1,MGC126858,MGC126860,PGIS,PTGI

**Gene Description:** prostaglandin I2 (prostacyclin) synthase

**Omim ID:** [145500](#), [601699](#)

**Gene Ontology:** [Hyperlink](#)

**Gene Summary:** This gene encodes a member of the cytochrome P450 superfamily of enzymes. The cytochrome P450 proteins are monooxygenases which catalyze many reactions involved in drug metabolism and synthesis of cholesterol, steroids and other lipids. However, this protein is considered a member of the cytochrome P450 superfamily on the basis of sequence similarity rather than functional similarity. This endoplasmic reticulum membrane protein catalyzes the conversion of prostglandin H2 to prostacyclin (prostaglandin I2), a potent vasodilator and inhibitor of platelet aggregation. An imbalance of prostacyclin and its physiological antagonist thromboxane A2 contribute to the development of myocardial infarction, stroke, and atherosclerosis. [provided by RefSeq]

**Other Designations:** OTTHUMP00000031777,cytochrome P450, family 8, subfamily A, polypeptide 1

---

#### Gene Pathway

[Arachidonic acid metabolism](#) [Metabolic pathways](#)

---

#### Related Disease

[Adenocarcinoma](#) [Adenomatous Polyps](#) [Alzheimer Disease](#) [Alzheimer disease](#) [Atherosclerosis](#) [Brain Ischemia](#) [Breast cancer](#) [Breast Neoplasms](#) [Cardiovascular Diseases](#) [Cerebral Infarction](#) [Chronic Disease](#) [Colon cancer](#) [Colorectal Neoplasms](#)

[Diabetes Complications](#) [Diabetes Mellitus, Type 2](#) [Ductus Arteriosus, Patent](#) [Edema](#)  
[Esophageal Neoplasms](#) [Genetic Predisposition to Disease](#)

[... see more](#)

---

[服務條款](#) | [隱私權政策](#) | [著作及商標](#) | [網站地圖](#)

©2016 亞諾法生技股份有限公司 Abnova Corporation. 版權所有.