



SZABO SCANDIC

Part of Europa Biosite

Produktinformation



Forschungsprodukte & Biochemikalien



Zellkultur & Verbrauchsmaterial



Diagnostik & molekulare Diagnostik



Laborgeräte & Service

Weitere Information auf den folgenden Seiten!
See the following pages for more information!



Lieferung & Zahlungsart

siehe unsere [Liefer- und Versandbedingungen](#)

Zuschläge

- Mindermengenzuschlag
- Trockeneiszuschlag
- Gefahrgutzuschlag
- Expressversand

SZABO-SCANDIC HandelsgmbH

Quellenstraße 110, A-1100 Wien

T. +43(0)1 489 3961-0

F. +43(0)1 489 3961-7

mail@szabo-scandic.com

www.szabo-scandic.com

[linkedin.com/company/szaboscandic](https://www.linkedin.com/company/szaboscandic) 



PTGS1 purified MaxPab rabbit polyclonal antibody (D01P) MaxPab®

Catalog # : H00005742-D01P

規格 : [100 ug]

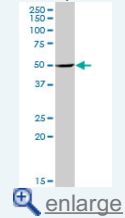
[List All](#)

Specification

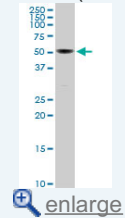
Product Description:	Rabbit polyclonal antibody raised against a full-length human PTGS1 protein.
Immunogen:	PTGS1 (AAH29840.1, 1 a.a. ~ 599 a.a) full-length human protein.
Sequence:	MSRSLLLRFLFLLLLPLPVLLADPGAPTVPNPCCYPCQHQGICVRFGLDRYQCDCTRTGYSGPNCTIPGLWTWLRNSLRPSPSFTHFLLTHGRWFWEFVNATFIREMLMRLVLTVRSNLIPSPPTYNSAHDIYSWESFSNVSYYTRILPSVPKDCPTPMGKGGKQLPDAQLLARRFLLRRKFIPDPQGTNLMFAFFAQHFTHQFFKTSKGMGPGFTKALGHGVDLGHYGDNLERQYQLRFLKDGKLYQVLDGEMYPVVEEAPVLMHYPRGIPPQSQMAVGQEVFGLLPGLMLYATLWLREHNRVCDLLKAEHPTWGDEQLFQTTRLILIGETIKVIEYVQQLSGYFLQLKFDPELLFGVQFQYRNRIAMEFNHLYHWHPLMPDSFKVGSQEYSYEQFLFNTSMLVDYGV EALVDAFSRQIAGRIGGGRNMDHHLHVAVDVIREMRLQPFNEYRKRFGMKPYTSFQELVGEKEMAAELEE LYGDIDALEFYPLGLLLEKCHPNSIFGESMIEIGAPFSLKGLLGNPICSPEYWKPSTFGGEVGFNVKTATLKKLVCLNTKCPYVSVFRVPDASQDDGPAVERPSTEL
Host:	Rabbit
Reactivity:	Human, Mouse
Quality Control Testing:	Antibody reactive against mammalian transfected lysate.
Storage Buffer:	In 1x PBS, pH 7.4
Storage Instruction:	Store at -20°C or lower. Aliquot to avoid repeated freezing and thawing.
MSDS:	 Download
Datasheet:	 Download

Application Image

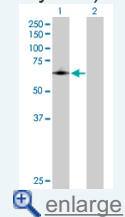
Western Blot (Tissue lysate)



Western Blot (Cell lysate)

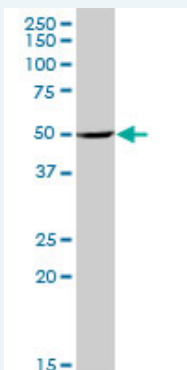


Western Blot (Transfected lysate)



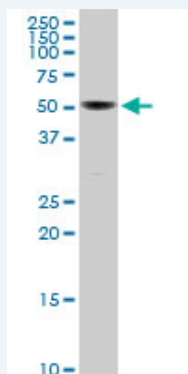
Applications

Western Blot (Tissue lysate)




PTGS1 MaxPab rabbit polyclonal antibody. Western Blot analysis of PTGS1 expression in mouse spleen.

Western Blot (Cell lysate)



PTGS1 MaxPab rabbit polyclonal antibody. Western Blot analysis of PTGS1 expression in HeLa.

Western Blot (Transfected lysate)



Western Blot analysis of PTGS1 expression in transfected 293T cell line ([H00005742-T01](#)) by PTGS1 MaxPab polyclonal antibody.

Lane 1: PTGS1 transfected lysate(68.70 kDa).

Lane 2: Non-transfected lysate.

Gene Information

Entrez GeneID: [5742](#)

GeneBank [BC029840.1](#)

Accession#:

Protein [AAH29840.1](#)

Accession#:

Gene Name: PTGS1

Gene Alias: COX1,COX3,PCOX1,PGG/HS,PGHS-1,PGHS1,PHS1,PTGHS

Gene Description: prostaglandin-endoperoxide synthase 1 (prostaglandin G/H synthase and cyclooxygenase)

Omim ID: [176805](#)

Gene Ontology: [Hyperlink](#)

Gene Summary: Prostaglandin-endoperoxide synthase (PTGS), also known as cyclooxygenase, is the key enzyme in prostaglandin biosynthesis, and acts both as a dioxygenase and as a peroxidase. There are two isozymes of PTGS: a constitutive PTGS1 and an inducible PTGS2,

which differ in their regulation of expression and tissue distribution. This gene encodes PTGS1, which regulates angiogenesis in endothelial cells, and is inhibited by nonsteroidal anti-inflammatory drugs such as aspirin. PTGS1 is thought to be involved in cell-cell signaling and maintaining tissue homeostasis. Alternative splicing of this gene generates two transcript variants. The expression of these two transcripts is differentially regulated by relevant cytokines and growth factors. [provided by RefSeq]

Other OTTHUMP00000022052,OTTHUMP00000022053,prostaglandin G/H
Designations: synthase and cyclooxygenase,prostaglandin-endoperoxide synthase 1

Gene Pathway

[Arachidonic acid metabolism](#) [Metabolic pathways](#)

Related Disease

[Abdominal Pain](#) [Adenocarcinoma](#) [Adenoma](#) [Adenomatous Polyps](#) [Alzheimer Disease](#)
[Alzheimer disease](#) [Asthma](#) [Asthma](#) [Atherosclerosis](#) [Atherosclerosis](#) [Atrophy](#) [Brain Ischemia](#)
[Breast cancer](#) [Breast Neoplasms](#) [Calcinosis](#) [Cardiovascular Diseases](#)
[Cerebrovascular Accident](#) [Chorioamnionitis](#) [Chronic Disease](#)

... see more

[服務條款](#) | [隱私權政策](#) | [著作及商標](#) | [網站地圖](#)

©2016 亞諾法生技股份有限公司 Abnova Corporation. 版權所有.