



SZABO SCANDIC

Part of Europa Biosite

Produktinformation



Forschungsprodukte & Biochemikalien



Zellkultur & Verbrauchsmaterial



Diagnostik & molekulare Diagnostik



Laborgeräte & Service

Weitere Information auf den folgenden Seiten!
See the following pages for more information!



Lieferung & Zahlungsart

siehe unsere [Liefer- und Versandbedingungen](#)

Zuschläge

- Mindermengenzuschlag
- Trockeneiszuschlag
- Gefahrgutzuschlag
- Expressversand

SZABO-SCANDIC HandelsgmbH

Quellenstraße 110, A-1100 Wien

T. +43(0)1 489 3961-0

F. +43(0)1 489 3961-7

mail@szabo-scandic.com

www.szabo-scandic.com

[linkedin.com/company/szaboscandic](https://www.linkedin.com/company/szaboscandic) 



PTGS2 purified MaxPab mouse polyclonal antibody (B01P) MaxPab®

Catalog # : H00005743-B01P

規格 : [50 ug]


[List All](#)

Specification


Product Description:	Mouse polyclonal antibody raised against a full-length human PTGS2 protein.
Immunogen:	PTGS2 (NP_000954.1, 1 a.a. ~ 604 a.a) full-length human protein.
Sequence:	MLARALLLCAVLALSHTANPCCSHPCQNRGVCMSVGFDDQYKCDCTRTG FYGENCSTPEFLTRIKLFLKPTPNTVHYILTHFKGFWNVNNIPFLRNAIMS YVLTSRSHLIDSPPTYNADYGYKSWEAFSNLSYYTRALPPVPDDCPTPLG VKGKKQLPDSNEIVEKLLLRKFIIPDPQGSNMMFAFFAQHFTHQFFKTD HKRGPFTNGLGHGVLDLNIHYGETLARQRKRLFKDGKMKYQIIDGEMY PPTVKDTQAEMIPQVPEHLRFVAGQEVFGLVPGLMMYATIWLREHNR VCDVLKQEHPEWGDEQLFQTSRLILIGETIKIVIEDYVQHLSGYHFCLKFD PELLFNKQFQYQNRIAAEFNTLYHWHPLLPDFQIHDQKYNQQFIYNNSI LLEHGITQFVESFTRQIAGRVAGGRNPPAVQKVSQASIDQSRQMKYQS FNEYRKRFLMKPYESFEELTGEKEMSAEALYGDIDAVELYPALLVEKP RPDAIFGETMVEVGAPFSLKGLMGNVICSPAYWKPSTFGGEVGFQIINTA SIQLICNNVKGCPFTSFSVPDELIKVTINASSRSGLDDINPTVLLKER STEL
Host:	Mouse
Reactivity:	Human
Quality Control Testing:	Antibody reactive against mammalian transfected lysate.
Storage Buffer:	In 1x PBS, pH 7.4
Storage Instruction:	Store at -20°C or lower. Aliquot to avoid repeated freezing and thawing.
MSDS:	 Download
Datasheet:	 Download

Application Image

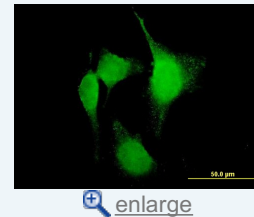
Western Blot (Cell lysate)



Western Blot (Transfected lysate)




Immunofluorescence




Applications

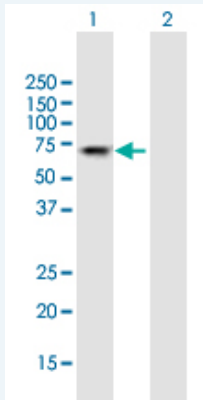
Western Blot (Cell lysate)



PTGS2 MaxPab polyclonal antibody. Western Blot analysis of PTGS2 expression in Jurkat.

 [Protocol Download](#)

Western Blot (Transfected lysate)



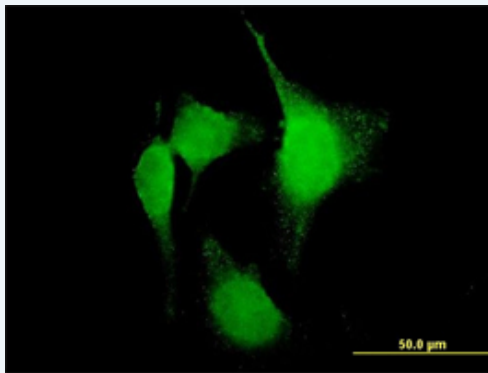
Western Blot analysis of PTGS2 expression in transfected 293T cell line ([H00005743-T01](#)) by PTGS2 MaxPab polyclonal antibody.


Lane 1: PTGS2 transfected lysate(66.44 KDa).

Lane 2: Non-transfected lysate.


 [Protocol Download](#)

Immunofluorescence



 [enlarge this image](#)

Immunofluorescence of [purified](#) MaxPab antibody to PTGS2 on HeLa cell. [antibody concentration 10 ug/ml]

 [Protocol Download](#)

Gene Information

Entrez GeneID: [5743](#)

GeneBank [NM_000963.1](#)

Accession#:

Protein [NP_000954.1](#)

Accession#:

Gene Name: PTGS2

Gene Alias: COX-2,COX2,GRIPGHS,PGG/HS,PGHS-2,PHS-2,hCox-2

Gene Description: prostaglandin-endoperoxide synthase 2 (prostaglandin G/H synthase and cyclooxygenase)

Omim ID: [600262](#)

Gene Ontology: [Hyperlink](#)

Gene Summary: Prostaglandin-endoperoxide synthase (PTGS), also known as cyclooxygenase, is the key enzyme in prostaglandin biosynthesis, and acts both as a dioxygenase and as a peroxidase. There are two isozymes of PTGS: a constitutive PTGS1 and an inducible PTGS2, which differ in their regulation of expression and tissue distribution. This gene encodes the inducible isozyme. It is regulated by specific

stimulatory events, suggesting that it is responsible for the prostanoid biosynthesis involved in inflammation and mitogenesis. [provided by RefSeq]

Other OTTHUMP00000033524,cyclooxygenase 2b,prostaglandin G/H
Designations: synthase and cyclooxygenase,prostaglandin-endoperoxide synthase 2

Gene Pathway

[Arachidonic acid metabolism](#) [Pathways in cancer](#) [Small cell lung cancer](#)
[VEGF signaling pathway](#)

Related Disease

[Acute Disease](#) [Acute-Phase Reaction](#) [Adenocarcinoma](#) [Adenoma](#)
[Adenomatous Polyposis Coli](#) [Adenomatous Polyps](#) [Aggressive Periodontitis](#)
[Alzheimer Disease](#) [Alzheimer disease](#) [Amyotrophic Lateral Sclerosis](#)
[Amyotrophic lateral sclerosis](#) [Angina Pectoris](#) [Anoxia](#) [Aortic Aneurysm](#), [Abdominal](#)
[Arteriosclerosis](#) [Arthritis, Rheumatoid](#) [Asthma](#) [Asthma](#) [Atherosclerosis](#)

... see more

[服務條款](#) | [隱私權政策](#) | [著作及商標](#) | [網站地圖](#)

©2016 亞諾法生技股份有限公司 Abnova Corporation. 版權所有.