



SZABO SCANDIC

Part of Europa Biosite

Produktinformation



Forschungsprodukte & Biochemikalien



Zellkultur & Verbrauchsmaterial



Diagnostik & molekulare Diagnostik



Laborgeräte & Service

Weitere Information auf den folgenden Seiten!
See the following pages for more information!



Lieferung & Zahlungsart

siehe unsere [Liefer- und Versandbedingungen](#)

Zuschläge

- Mindermengenzuschlag
- Trockeneiszuschlag
- Gefahrgutzuschlag
- Expressversand

SZABO-SCANDIC HandelsgmbH

Quellenstraße 110, A-1100 Wien

T. +43(0)1 489 3961-0

F. +43(0)1 489 3961-7

mail@szabo-scandic.com

www.szabo-scandic.com

[linkedin.com/company/szaboscandic](https://www.linkedin.com/company/szaboscandic) 



PTGS2 purified MaxPab rabbit polyclonal antibody (D01P) MaxPab®

Catalog # : H00005743-D01P

規格 : [100 ug]


[List All](#)


Specification

Product Description:	Rabbit polyclonal antibody raised against a full-length human PTGS2 protein.
Immunogen:	PTGS2 (NP_000954.1, 1 a.a. ~ 604 a.a) full-length human protein.
Sequence:	MLARALLLCAVLALSHTANPCCSHPCQNRGVCMSVGFDDQYKCDCTRTG FYGENCSTPEFLTRIKLFLKPTPNTVHYILTHFKGFWNVNIPFLRNAIMS YVLTSRSHLIDSPPTYNADYGYKSWEAFSNLSYYTRALPPVPDDCPTPLG VKGKKQLPDSNEIVEKLLLRKFI PDPQGSNMMFAFFAQHFTHQFFKTD HKRGPFTNGLGHGVDLNHIYGETLARQRKLRFLKDGKMKYQIIDGEMY PPTVKDTQAEMYPQVPEHLRFVAGQEVFGLVPGLMMYATIWLREHNR VCDVLKQEHPEWGDEQLFQTSRLILIGETIKIVIEDYVQHLSGYHFCLKFD PELLFNKQFQYQNRIAAEFNTLYHWHPLL PDTFQIHDQKYNQQFIYNNSI LLEHGITQFVESFTRQIAGRVAGGRNPPAVQKVSQASIDQSRQMKYQS FNEYRKRFLMKPYESFEELTGEKEMSAELEALYGDIDAVELYPALLVEKP RPDAIFGETMVEVGAPFSLKGLMGNVICSPAYWKPSTFGGEVGFQIINTA SIQSLICNNVKGCPFTSFSVPDELIKTVTINASSRSGLDDINPTVLLKER STEL
Host:	Rabbit
Reactivity:	Human
Quality Control Testing:	Antibody reactive against mammalian transfected lysate.
Storage Buffer:	In 1x PBS, pH 7.4
Storage Instruction:	Store at -20°C or lower. Aliquot to avoid repeated freezing and thawing.
MSDS:	 Download
Datasheet:	 Download

Application Image


Western Blot (Transfected lysate)



 [enlarge](#)

Applications

Western Blot (Transfected lysate)



Western Blot analysis of PTGS2 expression in transfected 293T cell line ([H00005743-T01](#)) by PTGS2 MaxPab polyclonal antibody.

Lane 1: PTGS2 transfected lysate(69.00 KDa).
Lane 2: Non-transfected lysate.

 [Protocol Download](#)

Gene Information

Entrez GeneID: [5743](#)

**GeneBank
Accession#:** [NM_000963.1](#)

**Protein
Accession#:** [NP_000954.1](#)

Gene Name: PTGS2

Gene Alias: COX-2,COX2,GRIPGHS,PGG/HS,PGHS-2,PHS-2,hCox-2

**Gene
Description:** prostaglandin-endoperoxide synthase 2 (prostaglandin G/H synthase and cyclooxygenase)

Omim ID: [600262](#)

Gene Ontology: [Hyperlink](#)

Gene Summary: Prostaglandin-endoperoxide synthase (PTGS), also known as cyclooxygenase, is the key enzyme in prostaglandin biosynthesis, and acts both as a dioxygenase and as a peroxidase. There are two isozymes of PTGS: a constitutive PTGS1 and an inducible PTGS2, which differ in their regulation of expression and tissue distribution. This gene encodes the inducible isozyme. It is regulated by specific stimulatory events, suggesting that it is responsible for the prostanoid biosynthesis involved in inflammation and mitogenesis. [provided by RefSeq]

**Other
Designations:** OTTHUMP00000033524,cyclooxygenase 2b,prostaglandin G/H synthase and cyclooxygenase,prostaglandin-endoperoxide synthase 2

Gene Pathway

[Arachidonic acid metabolism Pathways in cancer](#) [Small cell lung cancer](#)
[VEGF signaling pathway](#)

Related Disease

[Acute Disease](#) [Acute-Phase Reaction](#) [Adenocarcinoma](#) [Adenoma](#)
[Adenomatous Polyposis Coli](#) [Adenomatous Polyps](#) [Aggressive Periodontitis](#)
[Alzheimer Disease](#) [Alzheimer disease](#) [Amyotrophic Lateral Sclerosis](#)
[Amyotrophic lateral sclerosis](#) [Angina Pectoris](#) [Anoxia](#) [Aortic Aneurysm](#) [Abdominal](#)
[Arteriosclerosis](#) [Arthritis, Rheumatoid](#) [Asthma](#) [Asthma](#) [Atherosclerosis](#)

... see more