



SZABO SCANDIC

Part of Europa Biosite

Produktinformation



Forschungsprodukte & Biochemikalien



Zellkultur & Verbrauchsmaterial



Diagnostik & molekulare Diagnostik



Laborgeräte & Service

Weitere Information auf den folgenden Seiten!
See the following pages for more information!



Lieferung & Zahlungsart

siehe unsere [Liefer- und Versandbedingungen](#)

Zuschläge

- Mindermengenzuschlag
- Trockeneiszuschlag
- Gefahrgutzuschlag
- Expressversand

SZABO-SCANDIC HandelsgmbH

Quellenstraße 110, A-1100 Wien

T. +43(0)1 489 3961-0

F. +43(0)1 489 3961-7

mail@szabo-scandic.com

www.szabo-scandic.com

[linkedin.com/company/szaboscandic](https://www.linkedin.com/company/szaboscandic) 

PTK2 monoclonal antibody (M02), clone 1C1

Catalog # : H00005747-M02

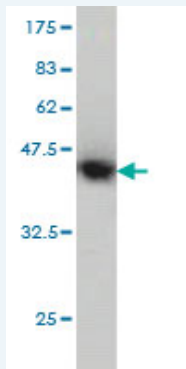
規格 : [100 ug]

[List All](#)

Specification

Product Description:	Mouse monoclonal antibody raised against a partial recombinant PTK2.
Immunogen:	PTK2 (AAH28733, 355 a.a. ~ 490 a.a) partial recombinant protein with GST tag. MW of the GST tag alone is 26 KDa.
Sequence:	EGFYPSQHMVQTNHYQVSGYPGSHGITAMAGSIYPGQASLLDQTD NHRPQEIAMWQPNVEDSTVLDLRGIGQVLPHTLMEERLIRQQQEMEEDQ RWLEKEERFLKPDVRLSRGSIDREDGSLQGPIGNQHIYQ
Host:	Mouse
Reactivity:	Human
Isotype:	IgG1 Kappa

Quality Control Testing: Antibody Reactive Against Recombinant Protein.



Western Blot detection against Immunogen (40.59 KDa) .

Storage Buffer: In 1x PBS, pH 7.4

Storage Instruction: Store at -20°C or lower. Aliquot to avoid repeated freezing and thawing.

MSDS: [Download](#)

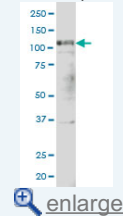
Datasheet: [Download](#)

Applications

Western Blot (Cell lysate)

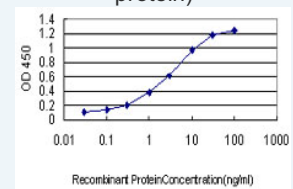
Application Image

Western Blot (Cell lysate)

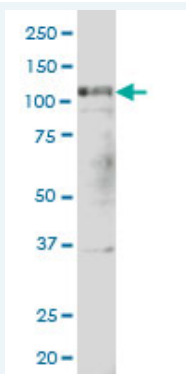


Western Blot (Recombinant protein)

Sandwich ELISA (Recombinant protein)



ELISA



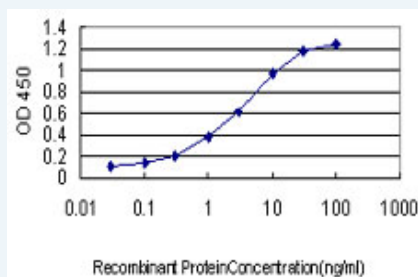
PTK2 monoclonal antibody (M02), clone 1C1 Western Blot analysis of PTK2 expression in HeLa S3 NE (Cat # L013V3).

[Protocol Download](#)

Western Blot (Recombinant protein)

[Protocol Download](#)

Sandwich ELISA (Recombinant protein)



Detection limit for recombinant GST tagged PTK2 is approximately 0.1ng/ml as a capture antibody.

[Protocol Download](#)

ELISA

Gene Information

Entrez GeneID: [5747](#)

GeneBank [BC028733](#)

Accession#:

Protein [AAH28733](#)

Accession#:

Gene Name: PTK2

Gene Alias: FADK,FAK,FAK1,pp125FAK

Gene Description: PTK2 protein tyrosine kinase 2

Description:

Omim ID: [600758](#)

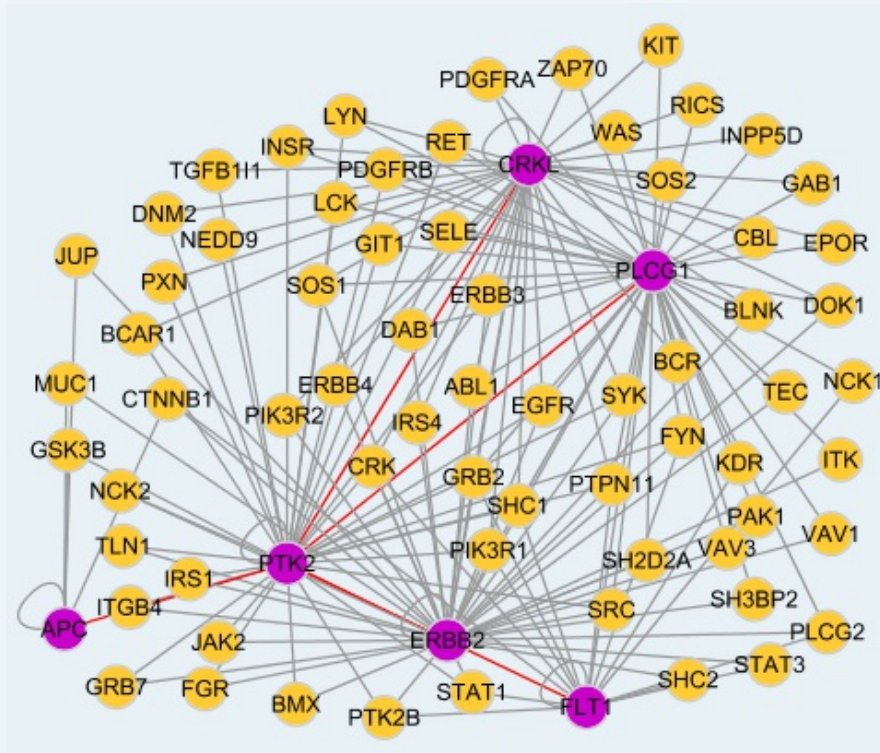
Gene Ontology: [Hyperlink](#)

Gene Summary: This gene encodes a cytoplasmic protein tyrosine kinase which is found concentrated in the focal adhesions that form between cells growing in the presence of extracellular matrix constituents. The encoded protein is a member of the FAK subfamily of protein tyrosine kinases but lacks significant sequence similarity to kinases from other subfamilies. Activation of this gene may be an important early step in cell growth and intracellular signal transduction pathways triggered in response to certain neural peptides or to cell interactions with the extracellular matrix. At least four transcript variants encoding four different isoforms

have been found for this gene, but the full-length nature of only two of them have been determined. [provided by RefSeq]

Other Designations: focal adhesion kinase 1

Interactome



Gene Pathway

[Axon guidance](#) [Chemokine signaling pathway](#) [ErbB signaling pathway](#) [Focal adhesion](#)
[Leukocyte transendothelial migration](#) [Pathways in cancer](#) [Regulation of actin cytoskeleton](#)
[Small cell lung cancer](#) [VEGF signaling pathway](#)

Related Disease

[Autistic Disorder](#) [Genetic Predisposition to Disease](#) [HIV Infections](#)
[Leukemia, chronic myeloid](#) [Leukemia, Myelogenous, Chronic, BCR-ABL Positive](#)
[Mental Retardation](#) [Neovascularization, Pathologic](#) [Psychotic Disorders](#) [Schizophrenia](#)

[服務條款](#) | [隱私權政策](#) | [著作及商標](#) | [網站地圖](#)

©2016 亞諾法生技股份有限公司 Abnova Corporation. 版權所有.