



SZABO SCANDIC

Part of Europa Biosite

Produktinformation



Forschungsprodukte & Biochemikalien



Zellkultur & Verbrauchsmaterial



Diagnostik & molekulare Diagnostik



Laborgeräte & Service

Weitere Information auf den folgenden Seiten!
See the following pages for more information!



Lieferung & Zahlungsart

siehe unsere [Liefer- und Versandbedingungen](#)

Zuschläge

- Mindermengenzuschlag
- Trockeneiszuschlag
- Gefahrgutzuschlag
- Expressversand

SZABO-SCANDIC HandelsgmbH

Quellenstraße 110, A-1100 Wien

T. +43(0)1 489 3961-0

F. +43(0)1 489 3961-7

mail@szabo-scandic.com

www.szabo-scandic.com

[linkedin.com/company/szaboscandic](https://www.linkedin.com/company/szaboscandic) 

PTK7 monoclonal antibody (M03), clone 4A6

Catalog # : H00005754-M03

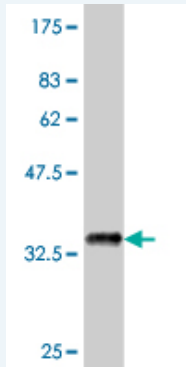
規格 : [100 ug]

[List All](#)

Specification

Product Description:	Mouse monoclonal antibody raised against a partial recombinant PTK7.
Immunogen:	PTK7 (NP_002812, 36 a.a. ~ 145 a.a) partial recombinant protein with GST tag. MW of the GST tag alone is 26 KDa.
Sequence:	KQPSSQDALQGRRALLRCEVEAPGPVHVYLLDGAPVQDTERRFAQG SSLSFAAVDRLQDSGTFQCVARDDVTGEEARSANASFNKIEWEAGPVVL KHPASEAEIQPQTQ
Host:	Mouse
Reactivity:	Human
Isotype:	IgG2a Kappa

Quality Control Testing: Antibody Reactive Against Recombinant Protein.



Western Blot detection against Immunogen (37.84 KDa) .

Storage Buffer: In 1x PBS, pH 7.4

Storage Instruction: Store at -20°C or lower. Aliquot to avoid repeated freezing and thawing.

MSDS: [Download](#)


Datasheet: [Download](#)

Applications

Western Blot (Cell lysate)

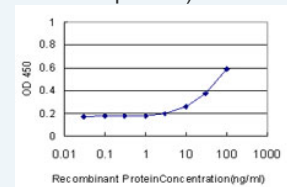
Application Image

Western Blot (Cell lysate)

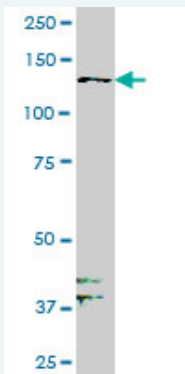


Western Blot (Recombinant protein)

Sandwich ELISA (Recombinant protein)



ELISA



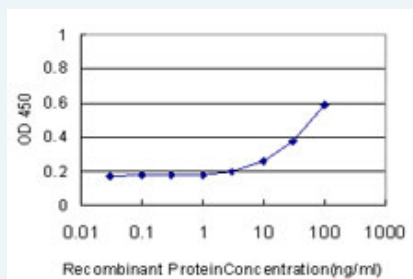
PTK7 monoclonal antibody (M03), clone 4A6 Western Blot analysis of PTK7 expression in MCF-7 (Cat # L046V1).

[Protocol Download](#)

Western Blot (Recombinant protein)

[Protocol Download](#)

Sandwich ELISA (Recombinant protein)



Detection limit for recombinant GST tagged PTK7 is approximately 3ng/ml as a capture antibody.

[Protocol Download](#)

ELISA

Gene Information

Entrez GeneID: [5754](#)

GeneBank [NM_002821](#)

Accession#:

Protein [NP_002812](#)

Accession#:

Gene Name: PTK7

Gene Alias: CCK4

Gene Description: PTK7 protein tyrosine kinase 7

Description:

Omim ID: [601890](#)

Gene Ontology: [Hyperlink](#)

Gene Summary: Receptor protein tyrosine kinases transduce extracellular signals across the cell membrane. A subgroup of these kinases lack detectable catalytic tyrosine kinase activity but retain roles in signal transduction. The protein encoded by this gene is a member of this subgroup of tyrosine kinases and may function as a cell adhesion molecule. This gene is thought to be expressed in colon carcinomas but not in normal colon, and therefore may be a marker for or may be involved in tumor progression. Four transcript variants encoding four different isoforms have been found for this gene. [provided by RefSeq

Other OTTHUMP00000039809,colon carcinoma kinase-4
Designations:

[服務條款](#) | [隱私權政策](#) | [著作及商標](#) | [網站地圖](#)

©2016 亞諾法生技股份有限公司 Abnova Corporation. 版權所有.