



# SZABO SCANDIC

Part of Europa Biosite

## Produktinformation



Forschungsprodukte & Biochemikalien



Zellkultur & Verbrauchsmaterial



Diagnostik & molekulare Diagnostik



Laborgeräte & Service

Weitere Information auf den folgenden Seiten!  
See the following pages for more information!



### Lieferung & Zahlungsart

siehe unsere [Liefer- und Versandbedingungen](#)

### Zuschläge

- Mindermengenzuschlag
- Trockeneiszuschlag
- Gefahrgutzuschlag
- Expressversand

### SZABO-SCANDIC HandelsgmbH

Quellenstraße 110, A-1100 Wien

T. +43(0)1 489 3961-0

F. +43(0)1 489 3961-7

[mail@szabo-scandic.com](mailto:mail@szabo-scandic.com)

[www.szabo-scandic.com](http://www.szabo-scandic.com)

[linkedin.com/company/szaboscandic](https://www.linkedin.com/company/szaboscandic) 

## PTK9 monoclonal antibody (M01), clone 5E2

Catalog # : H00005756-M01

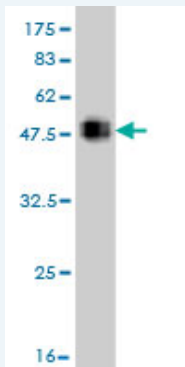
規格 : [ 100 ug ]

[List All](#)

### Specification

<b>Product Description:</b>	Mouse monoclonal antibody raised against a partial recombinant PTK9.
<b>Immunogen:</b>	PTK9 (AAH22344, 80 a.a. ~ 252 a.a) partial recombinant protein with GST tag. MW of the GST tag alone is 26 KDa.
<b>Sequence:</b>	VAFPI SREAFQALEKLNRRQLNYVQLEIDIKNEIILANTTNTLKDLPKRIPK DSARYHFFLYKHSHEGDYLESIMFIYSMPGYTCSIRERMLYSSCKSRLLLEI VERQLQMDVIRKIEIDNGDELTAFLYEEVHPKQHAHKQSSAKPKGPAGK RGIRRLIRGPAETEATTD
<b>Host:</b>	Mouse
<b>Reactivity:</b>	Human
<b>Isotype:</b>	IgG2a Kappa

**Quality Control Testing:** Antibody Reactive Against Recombinant Protein.



Western Blot detection against Immunogen (44.66 KDa) .

**Storage Buffer:** In 1x PBS, pH 7.4

**Storage Instruction:** Store at -20°C or lower. Aliquot to avoid repeated freezing and thawing.

**MSDS:** [Download](#)


**Datasheet:** [Download](#)

### Applications

Western Blot (Cell lysate)

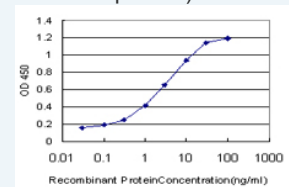
### Application Image

Western Blot (Cell lysate)



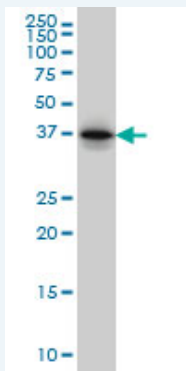
Western Blot (Recombinant protein)

Sandwich ELISA (Recombinant protein)



[enlarge](#)

ELISA



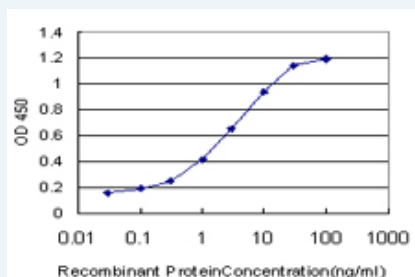
PTK9 monoclonal antibody (M01), clone 5E2 Western Blot analysis of PTK9 expression in HeLa ( Cat # L013V1 ).

[Protocol Download](#)

#### Western Blot (Recombinant protein)

[Protocol Download](#)

#### Sandwich ELISA (Recombinant protein)



Detection limit for recombinant GST tagged PTK9 is approximately 0.1ng/ml as a capture antibody.

[Protocol Download](#)

#### ELISA

#### Gene Information

Entrez GeneID: [5756](#)

GeneBank [BC022344](#)

Accession#:

Protein [AAH22344](#)

Accession#:

Gene Name: TWF1

Gene Alias: A6,MGC23788,MGC41876,PTK9

Gene twinfilin, actin-binding protein, homolog 1 (Drosophila)

Description:

Omim ID: [610932](#)

Gene Ontology: [Hyperlink](#)

**Gene Summary:** This gene encodes twinfilin, an actin monomer-binding protein conserved from yeast to mammals. Studies of the mouse counterpart suggest that this protein may be an actin monomer-binding protein, and its localization to cortical G-actin-rich structures may be regulated by the small GTPase RAC1. [provided by RefSeq]

**Other Designations:** A6 protein tyrosine kinase,PTK9 protein tyrosine kinase 9,protein tyrosine kinase 9,twinfilin 1

## Related Disease

---

[Birth Weight](#) [Genetic Predisposition to Disease](#) [Glioblastoma](#) [Glioma](#) [Leukemia](#)  
[Leukemia, Myeloid, Acute](#) [Meningeal Neoplasms](#) [Meningioma](#)

---

[服務條款](#) | [隱私權政策](#) | [著作及商標](#) | [網站地圖](#)

©2016 亞諾法生技股份有限公司 Abnova Corporation. 版權所有.