



SZABO SCANDIC

Part of Europa Biosite

Produktinformation



Forschungsprodukte & Biochemikalien



Zellkultur & Verbrauchsmaterial



Diagnostik & molekulare Diagnostik



Laborgeräte & Service

Weitere Information auf den folgenden Seiten!
See the following pages for more information!



Lieferung & Zahlungsart

siehe unsere [Liefer- und Versandbedingungen](#)

Zuschläge

- Mindermengenzuschlag
- Trockeneiszuschlag
- Gefahrgutzuschlag
- Expressversand

SZABO-SCANDIC HandelsgmbH

Quellenstraße 110, A-1100 Wien

T. +43(0)1 489 3961-0

F. +43(0)1 489 3961-7

mail@szabo-scandic.com

www.szabo-scandic.com

[linkedin.com/company/szaboscandic](https://www.linkedin.com/company/szaboscandic) 

PTK9 monoclonal antibody (M09), clone 2B1

Catalog # : H00005756-M09

規格 : [100 ug]

[List All](#)

Specification

Product Description: Mouse monoclonal antibody raised against a partial recombinant PTK9.

Immunogen: PTK9 (AAH22344, 80 a.a. ~ 252 a.a) partial recombinant protein with GST tag. MW of the GST tag alone is 26 KDa.

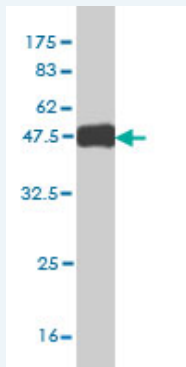
Sequence: VAFPI SREAFQALEKLNRRQLNYVQLEIDIKNEIILANTTNTLKDLPKRIPK
DSARYHFFLYKHSHEGDYLESIMFIYSMPGYTCSIRERMLYSSCKSRLLLEI
VERQLQMDVIRKIEIDNGDELTAFLYEEVHPKQHAHKQSSAKPKGPAGK
RGIRRLIRGPAETEATTD

Host: Mouse

Reactivity: Human

Isotype: IgG2a Kappa

Quality Control Testing: Antibody Reactive Against Recombinant Protein.



Western Blot detection against Immunogen (44.66 KDa) .

Storage Buffer: In 1x PBS, pH 7.4

Storage Instruction: Store at -20°C or lower. Aliquot to avoid repeated freezing and thawing.

MSDS: [Download](#)

Datasheet: [Download](#)

Applications

Western Blot (Recombinant protein)

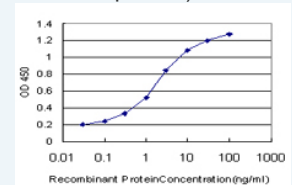
[Protocol Download](#)

Sandwich ELISA (Recombinant protein)

Application Image

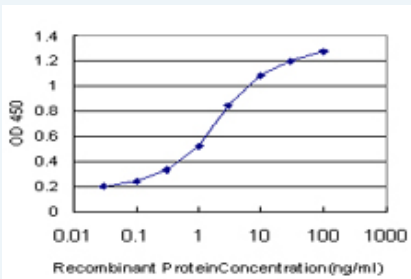
Western Blot (Recombinant protein)

Sandwich ELISA (Recombinant protein)




[enlarge](#)

ELISA



Detection limit for recombinant GST tagged PTK9 is approximately 0.1ng/ml as a capture antibody.

 [Protocol Download](#)

ELISA

Gene Information

Entrez GeneID: [5756](#)

GeneBank [BC022344](#)

Accession#:

Protein [AAH22344](#)

Accession#:

Gene Name: TWF1

Gene Alias: A6,MGC23788,MGC41876,PTK9

Gene Description: twinfilin, actin-binding protein, homolog 1 (Drosophila)

Omim ID: [610932](#)

Gene Ontology: [Hyperlink](#)

Gene Summary: This gene encodes twinfilin, an actin monomer-binding protein conserved from yeast to mammals. Studies of the mouse counterpart suggest that this protein may be an actin monomer-binding protein, and its localization to cortical G-actin-rich structures may be regulated by the small GTPase RAC1. [provided by RefSeq]

Other Designations: A6 protein tyrosine kinase,PTK9 protein tyrosine kinase 9,protein tyrosine kinase 9,twinfilin 1

Related Disease

[Birth Weight Genetic Predisposition to Disease](#) [Glioblastoma](#) [Glioma](#) [Leukemia](#) [Leukemia, Myeloid, Acute](#) [Meningeal Neoplasms](#) [Meningioma](#)