



# SZABO SCANDIC

Part of Europa Biosite

## Produktinformation



Forschungsprodukte & Biochemikalien



Zellkultur & Verbrauchsmaterial



Diagnostik & molekulare Diagnostik



Laborgeräte & Service

Weitere Information auf den folgenden Seiten!  
See the following pages for more information!



### Lieferung & Zahlungsart

siehe unsere [Liefer- und Versandbedingungen](#)

### Zuschläge

- Mindermengenzuschlag
- Trockeneiszuschlag
- Gefahrgutzuschlag
- Expressversand

### SZABO-SCANDIC HandelsgmbH

Quellenstraße 110, A-1100 Wien

T. +43(0)1 489 3961-0

F. +43(0)1 489 3961-7

[mail@szabo-scandic.com](mailto:mail@szabo-scandic.com)

[www.szabo-scandic.com](http://www.szabo-scandic.com)

[linkedin.com/company/szaboscandic](https://www.linkedin.com/company/szaboscandic) 

## PTMS monoclonal antibody (M17), clone 3H5

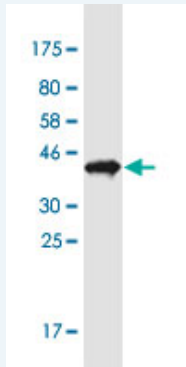
Catalog # : H00005763-M17

規格 : [ 100 ug ]

[List All](#)

### Specification

<b>Product Description:</b>	Mouse monoclonal antibody raised against a full-length recombinant PTMS.
<b>Immunogen:</b>	PTMS (NP_002815.3, 1 a.a. ~ 102 a.a) full-length recombinant protein with GST tag. MW of the GST tag alone is 26 KDa.
<b>Sequence:</b>	MSEKSVEAAAELSAKDLKEKKEKVEEKASRKERKKEWEEEEENGAEEMEE EETAEDGEEEDGEEEEDEEEEEEDDEGPALKRAAEEDADPKRQKTE NGASA
<b>Host:</b>	Mouse
<b>Reactivity:</b>	Human
<b>Isotype:</b>	IgG2a Kappa
<b>Quality Control Testing:</b>	Antibody Reactive Against Recombinant Protein.



Western Blot detection against Immunogen (37.9 KDa) .

**Storage Buffer:** In 1x PBS, pH 7.4

**Storage Instruction:** Store at -20°C or lower. Aliquot to avoid repeated freezing and thawing.

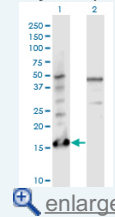
**Datasheet:** [Download](#)

### Applications

Western Blot (Transfected lysate)

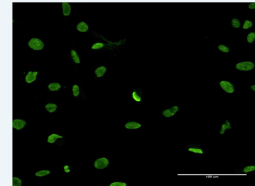
### Application Image

Western Blot (Transfected lysate)

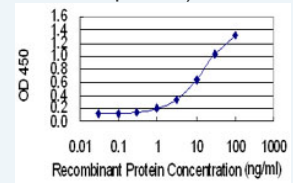


Western Blot (Recombinant protein)

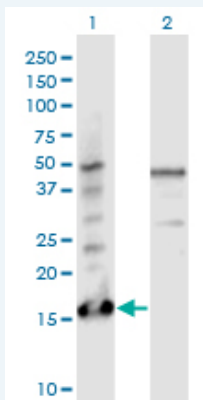
Immunofluorescence



Sandwich ELISA (Recombinant protein)



ELISA



Western Blot analysis of PTMS expression in transfected 293T cell line by PTMS monoclonal antibody (M17), clone 3H5.

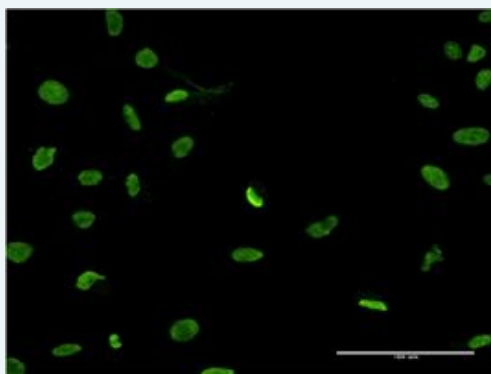
Lane 1: PTMS transfected lysate (Predicted MW: 11.5 KDa).  
Lane 2: Non-transfected lysate.

[Protocol Download](#)

### Western Blot (Recombinant protein)

[Protocol Download](#)

### Immunofluorescence

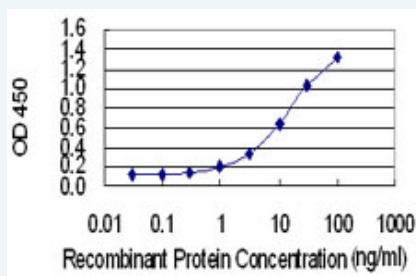


[enlarge this image](#)

Immunofluorescence of monoclonal antibody to PTMS on HeLa cell . [antibody concentration 10 ug/ml]

[Protocol Download](#)

### Sandwich ELISA (Recombinant protein)



Detection limit for recombinant GST tagged PTMS is 0.3 ng/ml as a capture antibody.

[Protocol Download](#)

### ELISA

### Gene Information

Entrez GeneID: [5763](#)

GeneBank [NM\\_002824.4](#)

Accession#:

Protein [NP\\_002815.3](#)

Accession#:

**Gene Name:** PTMS

**Gene Alias:** ParaT

**Gene Description:** parathymosin

**Omim ID:** [168440](#)

**Gene Ontology:** [Hyperlink](#)

**Other Designations:** -

#### **Related Disease**

[Alzheimer Disease](#) [Alzheimer disease](#) [Cerebral Amyloid Angiopathy](#)  
[Genetic Predisposition to Disease](#) [Hematologic Diseases](#) [Neuroblastoma](#)  
[Occupational Diseases](#)

[服務條款](#) | [隱私權政策](#) | [著作及商標](#) | [網站地圖](#)

©2016 亞諾法生技股份有限公司 Abnova Corporation. 版權所有.