



SZABO SCANDIC

Part of Europa Biosite

Produktinformation



Forschungsprodukte & Biochemikalien



Zellkultur & Verbrauchsmaterial



Diagnostik & molekulare Diagnostik



Laborgeräte & Service

Weitere Information auf den folgenden Seiten!
See the following pages for more information!



Lieferung & Zahlungsart

siehe unsere [Liefer- und Versandbedingungen](#)

Zuschläge

- Mindermengenzuschlag
- Trockeneiszuschlag
- Gefahrgutzuschlag
- Expressversand

SZABO-SCANDIC HandelsgmbH

Quellenstraße 110, A-1100 Wien

T. +43(0)1 489 3961-0

F. +43(0)1 489 3961-7

mail@szabo-scandic.com

www.szabo-scandic.com

[linkedin.com/company/szaboscandic](https://www.linkedin.com/company/szaboscandic) 

PTN monoclonal antibody (M01), clone 5C3

Catalog # : H00005764-M01

規格 : [100 ug]

[List All](#)

Specification

Product Description: Mouse monoclonal antibody raised against a partial recombinant PTN.

Immunogen: PTN (NP_002816, 45 a.a. ~ 154 a.a) partial recombinant protein with GST tag. MW of the GST tag alone is 26 KDa.

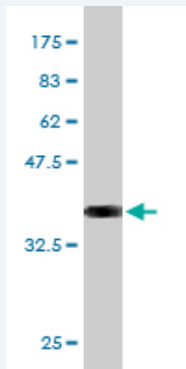
Sequence: SDCGEWQWSVCVPTSGDCGLGTREGTRTGAECKQTMKTQRCKIPCN
WKKQFGAECKYQFQAWGECDLNTALKTRTGSLKRALHNAECQKVTIS
KPCGKLTKPKQAESK

Host: Mouse

Reactivity: Human

Isotype: IgG1 Kappa

Quality Control Testing: Antibody Reactive Against Recombinant Protein.



Western Blot detection against Immunogen (37.84 KDa) .

Storage Buffer: In 1x PBS, pH 7.4

Storage Instruction: Store at -20°C or lower. Aliquot to avoid repeated freezing and thawing.

MSDS: [Download](#)

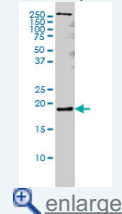
Datasheet: [Download](#)

Publication Reference

1. [Expression of the growth factor pleiotrophin and its receptor protein tyrosine phosphatase beta/zeta in the serum, cartilage and subchondral bone of patients with osteoarthritis.](#)
Kaspiris A, Mikelis C, Heroult M, Khaldi L, Grivas TB, Kouvaras I, Dangas S, Vasiliadis E, Liote F, Courty J, Papadimitriou E. *Joint Bone Spine*. 2013 Jan 17. doi:pii: S1297-319X(12)00296-5. 10.1016/j.jbspin.2012.10.024. [Epub ahead of print]
2. [Interplay between \$\alpha\beta3\$ Integrin and Nucleolin Regulates Human Endothelial and Glioma Cell Migration.](#)
Koutsoumpa M, Polytarchou C, Courty J, Zhang Y, Kieffer N, Mikelis C, Skandalis SS, Hellman U, Iliopoulos D, Papadimitriou E. *J Biol Chem*. 2013 Jan 4;288(1):343-54. doi:

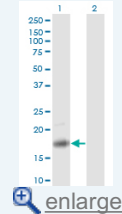
Application Image

Western Blot (Cell lysate)



[enlarge](#)

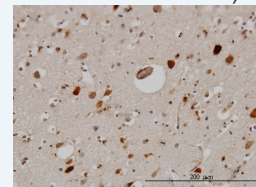
Western Blot (Transfected lysate)



[enlarge](#)

Western Blot (Recombinant protein)

Immunohistochemistry (Formalin/PFA-fixed paraffin-embedded sections)



[enlarge](#)

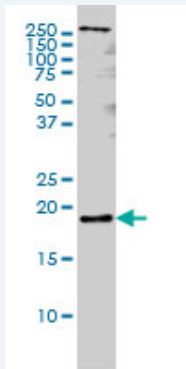
Sandwich ELISA (Recombinant protein)

ELISA


3. Pleiotrophin promotes microglia proliferation and secretion of neurotrophic factors by activating extracellular signal-regulated kinase 1/2 pathway.
Miao J, Ding M, Zhang A, Xiao Z, Qi W, Luo N, Di W, Tao Y, Fang Y. *Neurosci Res.* 2012 Sep 18. pii: S0168-0102(12)00173-3. doi: 10.1016/j.neures.2012.09.001. [Epub ahead of print]
4. Implications of pleiotrophin in human PC3 prostate cancer cell growth in vivo.
Tsirmoula S, Dimas K, Hatzia Apostolou M, Lamprou M, Ravazoula P, Papadimitriou E. *Cancer Sci.* 2012 Oct;103(10):1826-32. doi: 10.1111/j.1349-7006.2012.02383.x. Epub 2012 Aug 14.
5. A peptide corresponding to the C-terminal region of pleiotrophin inhibits angiogenesis in vivo and in vitro.
Mikelis C, Lamprou M, Koutsoumpa M, Koutsoubas AG, Spyralanti Z, Zompra AA, Spiliopoulos N, Vradis AA, Katsoris P, Spyroulias GA, Cordopatis P, Courty J, Papadimitriou E. *J Cell Biochem.* 2011 Feb 22. doi: 10.1002/jcb.23066. [Epub ahead of print]
6. Integrin α _{nu} β 3 is a pleiotrophin receptor required for pleiotrophin-induced endothelial cell migration through receptor protein tyrosine phosphatase β / ζ .
Mikelis C, Sfaelou E, Koutsoumpa M, Kieffer N, Papadimitriou E. *FASEB J.* 2009 May;23(5):1459-69. Epub 2009 Jan 13.
7. Aprotinin stimulates angiogenesis and human endothelial cell migration through the growth factor pleiotrophin and its receptor protein tyrosine phosphatase β / ζ .
Koutsoumpa M, Hatzia Apostolou M, Mikelis C, Koolwijk P, Papadimitriou E. *Eur J Pharmacol.* 2009 Jan 14;602(2-3):245-9. Epub 2008 Dec 3.

Applications

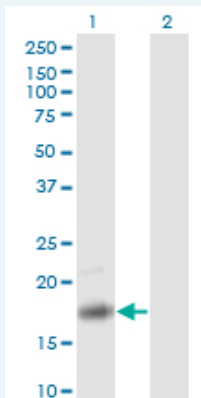
Western Blot (Cell lysate)



PTN monoclonal antibody (M01), clone 5C3 Western Blot analysis of PTN expression in Hela S3 NE (Cat # L013V3).

 [Protocol Download](#)

Western Blot (Transfected lysate)



Western Blot analysis of PTN expression in transfected 293T cell line by PTN monoclonal antibody (M01), clone 5C3.

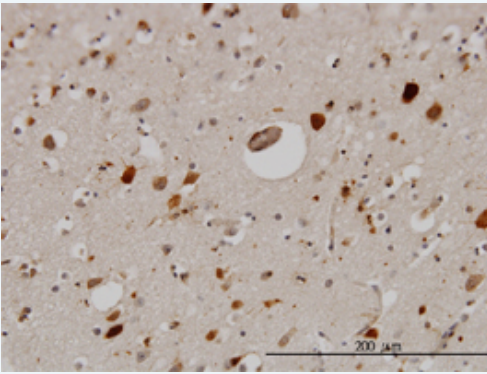
Lane 1: PTN transfected lysate(18.9 KDa).

Lane 2: Non-transfected lysate.

 [Protocol Download](#)

Western Blot (Recombinant protein)

Immunohistochemistry (Formalin/PFA-fixed paraffin-embedded sections)



 [enlarge this image](#)

Immunoperoxidase of monoclonal antibody to PTN on formalin-fixed paraffin-embedded human cerebral cortex. [antibody concentration 3 ug/ml]

 [Protocol Download](#)

Sandwich ELISA (Recombinant protein)

Detection limit for recombinant GST tagged PTN is approximately 10ng/ml as a capture antibody.

 [Protocol Download](#)

ELISA

Gene Information

Entrez GeneID: [5764](#)

GeneBank Accession#: [NM_002825](#)

Protein Accession#: [NP_002816](#)

Gene Name: PTN

Gene Alias: HARP,HBGF8,HBNF,NEGF1

Gene Description: pleiotrophin

Omim ID: [162095](#)

Gene Ontology: [Hyperlink](#)

Other Designations: heparin affin regulatory protein,heparin binding growth factor 8,heparin-binding growth-associated molecule,neurite growth-promoting factor 1,pleiotrophin (heparin binding growth factor 8, neurite growth-promoting factor 1)

Related Disease

[Genetic Predisposition to Disease Mental Disorders Tobacco Use Disorder](#)