



SZABO SCANDIC

Part of Europa Biosite

Produktinformation



Forschungsprodukte & Biochemikalien



Zellkultur & Verbrauchsmaterial



Diagnostik & molekulare Diagnostik



Laborgeräte & Service

Weitere Information auf den folgenden Seiten!
See the following pages for more information!



Lieferung & Zahlungsart

siehe unsere [Liefer- und Versandbedingungen](#)

Zuschläge

- Mindermengenzuschlag
- Trockeneiszuschlag
- Gefahrgutzuschlag
- Expressversand

SZABO-SCANDIC HandelsgmbH

Quellenstraße 110, A-1100 Wien

T. +43(0)1 489 3961-0

F. +43(0)1 489 3961-7

mail@szabo-scandic.com

www.szabo-scandic.com

[linkedin.com/company/szaboscandic](https://www.linkedin.com/company/szaboscandic) 

PTN monoclonal antibody (M03), clone 1E7

Catalog # : H00005764-M03

規格 : [100 ug]

[List All](#)

Specification

Product Description: Mouse monoclonal antibody raised against a partial recombinant PTN.

Immunogen: PTN (NP_002816, 45 a.a. ~ 154 a.a) partial recombinant protein with GST tag. MW of the GST tag alone is 26 KDa.

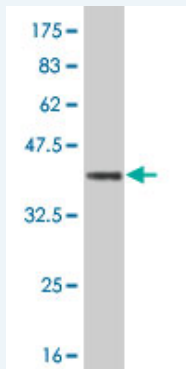
Sequence: SDCGEWQWSVCVPTSGDCGLGTREGTRTGAECKQTMKTQRCKIPCN
WKKQFGAECKYQFQAWGECDLNTALKTRTGSLKRALHNAECQKVTIS
KPCGKLTKPKQAESK

Host: Mouse

Reactivity: Human

Isotype: IgG1 Kappa

Quality Control Testing: Antibody Reactive Against Recombinant Protein.



Western Blot detection against Immunogen (37.84 KDa) .

Storage Buffer: In 1x PBS, pH 7.4

Storage Instruction: Store at -20°C or lower. Aliquot to avoid repeated freezing and thawing.

MSDS: [Download](#)


Datasheet: [Download](#)

Applications

Western Blot (Tissue lysate)

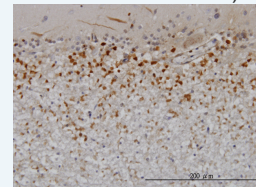
Application Image

Western Blot (Tissue lysate)



Western Blot (Recombinant protein)

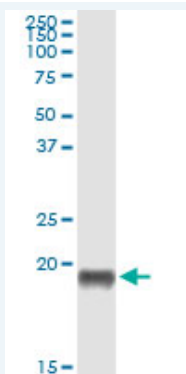
Immunohistochemistry (Formalin/PFA-fixed paraffin-embedded sections)



[enlarge](#)

Sandwich ELISA (Recombinant protein)

ELISA



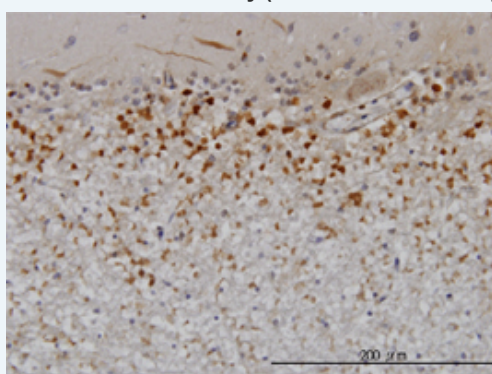
PTN monoclonal antibody (M03), clone 1E7. Western Blot analysis of PTN expression in human colon.

 [Protocol Download](#)

Western Blot (Recombinant protein)


 [Protocol Download](#)

Immunohistochemistry (Formalin/PFA-fixed paraffin-embedded sections)




 [enlarge this image](#)

Immunoperoxidase of monoclonal antibody to PTN on formalin-fixed paraffin-embedded human cerebellum. [antibody concentration 3 ug/ml]

 [Protocol Download](#)

Sandwich ELISA (Recombinant protein)

Detection limit for recombinant GST tagged PTN is approximately 10ng/ml as a capture antibody.

 [Protocol Download](#)

ELISA

Gene Information

Entrez GeneID: [5764](#)

GeneBank [NM_002825](#)

Accession#:

Protein [NP_002816](#)

Accession#:

Gene Name: PTN

Gene Alias: HARP,HBGF8,HBNF,NEGF1

Gene Description: pleiotrophin

Description:

Omim ID: [162095](#)

Gene Ontology: [Hyperlink](#)

Other heparin affin regulatory protein,heparin binding growth factor 8,heparin-

Designations: binding growth-associated molecule, neurite growth-promoting factor 1, pleiotrophin (heparin binding growth factor 8, neurite growth-promoting factor 1)

Related Disease

Genetic Predisposition to Disease Mental Disorders Tobacco Use Disorder

[服務條款](#) | [隱私權政策](#) | [著作及商標](#) | [網站地圖](#)

©2016 亞諾法生技股份有限公司 Abnova Corporation. 版權所有.