



# SZABO SCANDIC

Part of Europa Biosite

## Produktinformation



Forschungsprodukte & Biochemikalien



Zellkultur & Verbrauchsmaterial



Diagnostik & molekulare Diagnostik



Laborgeräte & Service

Weitere Information auf den folgenden Seiten!  
See the following pages for more information!



### Lieferung & Zahlungsart

siehe unsere [Liefer- und Versandbedingungen](#)

### Zuschläge

- Mindermengenzuschlag
- Trockeneiszuschlag
- Gefahrgutzuschlag
- Expressversand

### SZABO-SCANDIC HandelsgmbH

Quellenstraße 110, A-1100 Wien

T. +43(0)1 489 3961-0

F. +43(0)1 489 3961-7

[mail@szabo-scandic.com](mailto:mail@szabo-scandic.com)

[www.szabo-scandic.com](http://www.szabo-scandic.com)

[linkedin.com/company/szaboscandic](https://www.linkedin.com/company/szaboscandic) 

## PTPRN monoclonal antibody (M07), clone 8E3

Catalog # : H00005798-M07

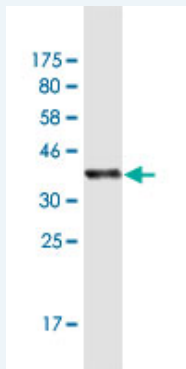
規格 : [ 100 ug ]

[List All](#)

### Specification

<b>Product Description:</b>	Mouse monoclonal antibody raised against a partial recombinant PTPRN.
<b>Immunogen:</b>	PTPRN (NP_002837, 205 a.a. ~ 311 a.a) partial recombinant protein with GST tag. MW of the GST tag alone is 26 KDa.
<b>Sequence:</b>	LLQPYLHQFGSRDGSRVSEGSPGMVSVGGLPKAEAPALFSRTASKGIFGDHPGHSYGDLPGPSAQLFQDSGLLYLAQELPAPSRARVPRLPEQGSSSRAEDSPEG
<b>Host:</b>	Mouse
<b>Reactivity:</b>	Human
<b>Isotype:</b>	IgG2a Kappa

**Quality Control Testing:** Antibody Reactive Against Recombinant Protein.



Western Blot detection against Immunogen (37.4 KDa) .

**Storage Buffer:** In 1x PBS, pH 7.4

**Storage Instruction:** Store at -20°C or lower. Aliquot to avoid repeated freezing and thawing.

**MSDS:** [Download](#)


**Datasheet:** [Download](#)

### Applications

Western Blot (Transfected lysate)

### Application Image

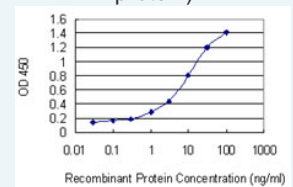
Western Blot (Transfected lysate)



[enlarge](#)

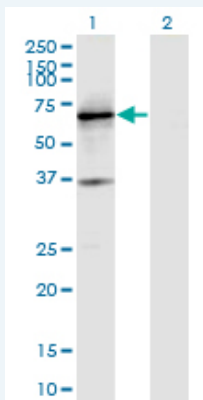
Western Blot (Recombinant protein)

Sandwich ELISA (Recombinant protein)



[enlarge](#)

ELISA



Western Blot analysis of PTPRN expression in transfected 293T cell line by PTPRN monoclonal antibody (M07), clone 8E3.

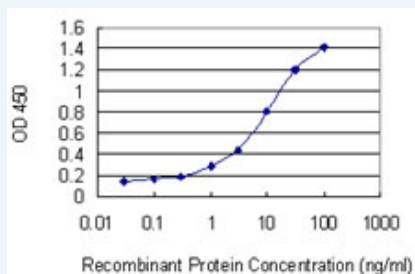
Lane 1: PTPRN transfected lysate (Predicted MW: 65.01 KDa).  
Lane 2: Non-transfected lysate.

[Protocol Download](#)

### Western Blot (Recombinant protein)

[Protocol Download](#)

### Sandwich ELISA (Recombinant protein)



Detection limit for recombinant GST tagged PTPRN is 0.03 ng/ml as a capture antibody.

[Protocol Download](#)

### ELISA

#### Gene Information

Entrez GeneID: [5798](#)

GeneBank [NM\\_002846](#)

Accession#:

Protein [NP\\_002837](#)

Accession#:

Gene Name: PTPRN

Gene Alias: FLJ16131,IA-2,IA-2/PTP,IA2,ICA512,R-PTP-N

Gene Description: protein tyrosine phosphatase, receptor type, N

Omim ID: [601773](#)

Gene Ontology: [Hyperlink](#)

**Gene Summary:** The protein encoded by this gene is a member of the protein tyrosine phosphatase (PTP) family. PTPs are known to be signaling molecules that regulate a variety of cellular processes including cell growth, differentiation, mitotic cycle, and oncogenic transformation. This PTP possesses an extracellular region, a single transmembrane region, and a single catalytic domain, and thus represents a receptor-type PTP.

This PTP was found to be an autoantigen that is reactive with insulin-dependent diabetes mellitus (IDDM) patient sera, and thus may be a potential target of autoimmunity in diabetes mellitus. [provided by RefSeq]

---

**Other Designations:** islet cell antigen 2, islet cell antigen 512, islet cell autoantigen 3, protein tyrosine phosphatase-like N

---

#### Gene Pathway

---

[Type I diabetes mellitus](#)

#### Related Disease

---

[Diabetes Mellitus, Type 1](#)

---

[服務條款](#) | [隱私權政策](#) | [著作及商標](#) | [網站地圖](#)

©2016 亞諾法生技股份有限公司 Abnova Corporation. 版權所有.