



# SZABO SCANDIC

Part of Europa Biosite

## Produktinformation



Forschungsprodukte & Biochemikalien



Zellkultur & Verbrauchsmaterial



Diagnostik & molekulare Diagnostik



Laborgeräte & Service

Weitere Information auf den folgenden Seiten!  
See the following pages for more information!



### Lieferung & Zahlungsart

siehe unsere [Liefer- und Versandbedingungen](#)

### Zuschläge

- Mindermengenzuschlag
- Trockeneiszuschlag
- Gefahrgutzuschlag
- Expressversand

### SZABO-SCANDIC HandelsgmbH

Quellenstraße 110, A-1100 Wien

T. +43(0)1 489 3961-0

F. +43(0)1 489 3961-7

[mail@szabo-scandic.com](mailto:mail@szabo-scandic.com)

[www.szabo-scandic.com](http://www.szabo-scandic.com)

[linkedin.com/company/szaboscandic](https://www.linkedin.com/company/szaboscandic) 

## PTPRN2 monoclonal antibody (M05), clone 1G5

Catalog # : H00005799-M05

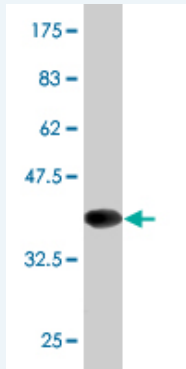
規格 : [ 100 ug ]

[List All](#)

### Specification

<b>Product Description:</b>	Mouse monoclonal antibody raised against a partial recombinant PTPRN2.
<b>Immunogen:</b>	PTPRN2 (NP_002838, 108 a.a. ~ 212 a.a) partial recombinant protein with GST tag. MW of the GST tag alone is 26 KDa.
<b>Sequence:</b>	ELADLPKTYLRRPEASSPARPSKHSVGSERRYSREGGAALANALRRHLP FLEALSQAPASDVLARTHTAQRPPAEGDDRFSESILTYVAHTSALTYPP GPRTQL
<b>Host:</b>	Mouse
<b>Reactivity:</b>	Human
<b>Isotype:</b>	IgG1 Kappa

**Quality Control Testing:** Antibody Reactive Against Recombinant Protein.



Western Blot detection against Immunogen (37.29 KDa) .

**Storage Buffer:** In 1x PBS, pH 7.4

**Storage Instruction:** Store at -20°C or lower. Aliquot to avoid repeated freezing and thawing.

**MSDS:** [Download](#)

**Datasheet:** [Download](#)

### Applications

**Western Blot (Recombinant protein)**

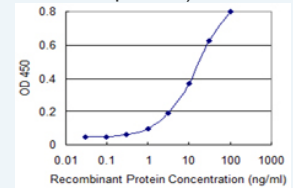
[Protocol Download](#)

**Sandwich ELISA (Recombinant protein)**

### Application Image

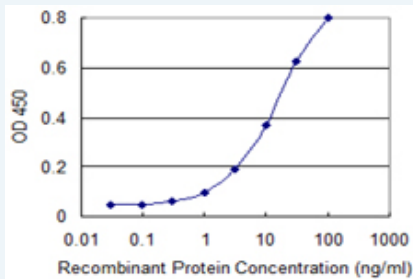
Western Blot (Recombinant protein)

Sandwich ELISA (Recombinant protein)



[enlarge](#)

ELISA



Detection limit for recombinant GST tagged PTPRN2 is 0.3 ng/ml as a capture antibody.

 [Protocol Download](#)

## ELISA

### Gene Information

Entrez GeneID: [5799](#)

GeneBank [NM\\_002847](#)

Accession#:

Protein [NP\\_002838](#)

Accession#:

Gene Name: PTPRN2

Gene Alias: IA-2beta, IAR, ICAAR, PTPRP

Gene Description: protein tyrosine phosphatase, receptor type, N polypeptide 2

Omim ID: [601698](#)

Gene Ontology: [Hyperlink](#)

**Gene Summary:** The protein encoded by this gene is a member of the protein tyrosine phosphatase (PTP) family. PTPs are known to be signaling molecules that regulate a variety of cellular processes including cell growth, differentiation, mitotic cycle, and oncogenic transformation. This PTP possesses an extracellular region, a single transmembrane region, and a single intracellular catalytic domain, and thus represents a receptor-type PTP. The catalytic domain of this PTP is most closely related to PTPRN/IA-2beta. This PTP and PTPRN are both found to be major autoantigens associated with insulin-dependent diabetes mellitus. Three alternatively spliced transcript variants of this gene, which encode distinct proteins, have been reported. [provided by RefSeq]

**Other Designations:** IAR/receptor-like protein-tyrosine phosphatase, phogrin, protein tyrosine phosphatase receptor pi, tyrosine phosphatase IA-2 beta

### Gene Pathway

[Type I diabetes mellitus](#)

### Related Disease

[Breast cancer](#) [Breast Neoplasms](#) [Cardiovascular Diseases](#) [Cerebral Hemorrhage](#) [Chromosome Deletion](#) [Chronic Disease](#) [Diabetes Mellitus, Type 2](#) [Edema](#) [Genetic Predisposition to Disease](#) [Hypertension](#) [Intracranial Hemorrhages](#) [Kidney Diseases](#) [Kidney Failure, Chronic](#) [Stroke](#) [Subarachnoid Hemorrhage](#) [Tobacco Use Disorder](#)

