



SZABO SCANDIC

Part of Europa Biosite

Produktinformation



Forschungsprodukte & Biochemikalien



Zellkultur & Verbrauchsmaterial



Diagnostik & molekulare Diagnostik



Laborgeräte & Service

Weitere Information auf den folgenden Seiten!
See the following pages for more information!



Lieferung & Zahlungsart

siehe unsere [Liefer- und Versandbedingungen](#)

Zuschläge

- Mindermengenzuschlag
- Trockeneiszuschlag
- Gefahrgutzuschlag
- Expressversand

SZABO-SCANDIC HandelsgmbH

Quellenstraße 110, A-1100 Wien

T. +43(0)1 489 3961-0

F. +43(0)1 489 3961-7

mail@szabo-scandic.com

www.szabo-scandic.com

[linkedin.com/company/szaboscandic](https://www.linkedin.com/company/szaboscandic) 

PTPRN2 monoclonal antibody (M09), clone 8E12

Catalog # : H00005799-M09

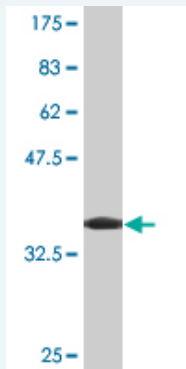
規格 : [100 ug]

[List All](#)

Specification

Product Description:	Mouse monoclonal antibody raised against a partial recombinant PTPRN2.
Immunogen:	PTPRN2 (NP_002838, 108 a.a. ~ 212 a.a) partial recombinant protein with GST tag. MW of the GST tag alone is 26 KDa.
Sequence:	ELADLPKTYLRRPEASSPARPSKHSVGSERRYSREGGAALANALRRHLP FLEALSQAPASDVLARTHTAQDRPPAEGDDRFSESILTYVAHTSALTYPP GPRTQL
Host:	Mouse
Reactivity:	Human
Isotype:	IgG1 Kappa

Quality Control Testing: Antibody Reactive Against Recombinant Protein.



Western Blot detection against Immunogen (37.29 KDa) .

Storage Buffer: In 1x PBS, pH 7.4

Storage Instruction: Store at -20°C or lower. Aliquot to avoid repeated freezing and thawing.

MSDS: [Download](#)

Datasheet: [Download](#)

Applications

Western Blot (Recombinant protein)

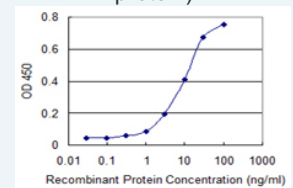
[Protocol Download](#)

Sandwich ELISA (Recombinant protein)

Application Image

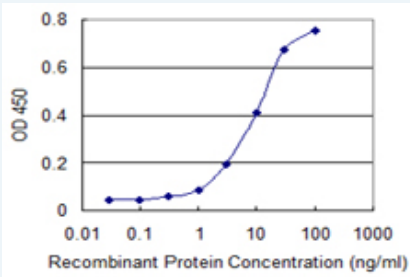
Western Blot (Recombinant protein)

Sandwich ELISA (Recombinant protein)



[enlarge](#)

ELISA



Detection limit for recombinant GST tagged PTPRN2 is 0.3 ng/ml as a capture antibody.

 [Protocol Download](#)

ELISA

Gene Information

Entrez GeneID: [5799](#)

GeneBank [NM_002847](#)

Accession#:

Protein [NP_002838](#)

Accession#:

Gene Name: PTPRN2

Gene Alias: IA-2beta, IAR, ICAAR, PTPRP

Gene Description: protein tyrosine phosphatase, receptor type, N polypeptide 2

Omim ID: [601698](#)

Gene Ontology: [Hyperlink](#)

Gene Summary: The protein encoded by this gene is a member of the protein tyrosine phosphatase (PTP) family. PTPs are known to be signaling molecules that regulate a variety of cellular processes including cell growth, differentiation, mitotic cycle, and oncogenic transformation. This PTP possesses an extracellular region, a single transmembrane region, and a single intracellular catalytic domain, and thus represents a receptor-type PTP. The catalytic domain of this PTP is most closely related to PTPRN/IA-2beta. This PTP and PTPRN are both found to be major autoantigens associated with insulin-dependent diabetes mellitus. Three alternatively spliced transcript variants of this gene, which encode distinct proteins, have been reported. [provided by RefSeq]

Other Designations: IAR/receptor-like protein-tyrosine phosphatase, phogrin, protein tyrosine phosphatase receptor pi, tyrosine phosphatase IA-2 beta

Gene Pathway

[Type I diabetes mellitus](#)

Related Disease

[Breast cancer](#) [Breast Neoplasms](#) [Cardiovascular Diseases](#) [Cerebral Hemorrhage](#) [Chromosome Deletion](#) [Chronic Disease](#) [Diabetes Mellitus, Type 2](#) [Edema](#) [Genetic Predisposition to Disease](#) [Hypertension](#) [Intracranial Hemorrhages](#) [Kidney Diseases](#) [Kidney Failure, Chronic](#) [Stroke](#) [Subarachnoid Hemorrhage](#) [Tobacco Use Disorder](#)

