



SZABO SCANDIC

Part of Europa Biosite

Produktinformation



Forschungsprodukte & Biochemikalien



Zellkultur & Verbrauchsmaterial



Diagnostik & molekulare Diagnostik



Laborgeräte & Service

Weitere Information auf den folgenden Seiten!
See the following pages for more information!



Lieferung & Zahlungsart

siehe unsere [Liefer- und Versandbedingungen](#)

Zuschläge

- Mindermengenzuschlag
- Trockeneiszuschlag
- Gefahrgutzuschlag
- Expressversand

SZABO-SCANDIC HandelsgmbH

Quellenstraße 110, A-1100 Wien

T. +43(0)1 489 3961-0

F. +43(0)1 489 3961-7

mail@szabo-scandic.com

www.szabo-scandic.com

[linkedin.com/company/szaboscandic](https://www.linkedin.com/company/szaboscandic) 

RBMS2 purified MaxPab rabbit polyclonal antibody (D01P) MaxPab®

Catalog # : H00005939-D01P

規格 : [100 ug]

[List All](#)

Specification

Product Description: Rabbit polyclonal antibody raised against a full-length human RBMS2 protein.

Immunogen: RBMS2 (NP_002889.1, 1 a.a. ~ 407 a.a) full-length human protein.

Sequence:
 MLLSVTSRPGISTFGYNRNNKPYVSLAQQMAPPSPSNSTPNSSSGSNG
 NDQLSKTNLYIRGLQPGTTDQDLVKLCQPYGKIVSTKAILDKTTNKCKGY
 GFVDFDSPSAAQKAVTALKASGVQAQMAKQQEQDPTNLYISNPLSMD
 EQELEGMLKPFQVISTRILRDTSGTSRGVGFARMESTEKCEAITHFNG
 KYIKTPPGVPAPSDPLLCKFADGGPKKRQNGQKGFVQNGRAWPRNADM
 GVMALTYDPTTALQNGFYAPYNITPNRMLAQSALSPYLSPPVSSYQRV
 TQTSPLQVPNPSWMHHHSYLMQPSGSVLTGMDHPISLQPASMMGPLT
 QQLGHLSSLSTGYMPTAAAMQGAYISQYTPVPSSSVSVEESSGQQNQ
 VAVDAPSEHGVYSFQFNK

Host: Rabbit

Reactivity: Human

Quality Control Testing: Antibody reactive against mammalian transfected lysate.

Storage Buffer: In 1x PBS, pH 7.4

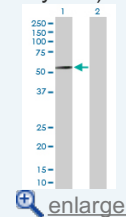
Storage Instruction: Store at -20°C or lower. Aliquot to avoid repeated freezing and thawing.


MSDS:  [Download](#)

Datasheet:  [Download](#)

Application Image

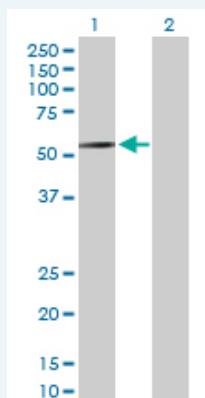
Western Blot (Transfected lysate)



 enlarge

Applications

Western Blot (Transfected lysate)



Western Blot analysis of RBMS2 expression in transfected 293T cell line (H00005939-T04) by RBMS2 MaxPab polyclonal antibody.

Lane 1: RBMS2 transfected lysate(44 KDa).

Lane 2: Non-transfected lysate.

Gene Information

Entrez GeneID: [5939](#)

**GeneBank
Accession#:** [NM_002898.2](#)

**Protein
Accession#:** [NP_002889.1](#)

Gene Name: RBMS2

Gene Alias: FLJ39093,FLJ40023,FLJ43262,SCR3

**Gene
Description:** RNA binding motif, single stranded interacting protein 2

Omim ID: [602387](#)

Gene Ontology: [Hyperlink](#)

Gene Summary: The protein encoded by this gene is a member of a small family of proteins which bind single stranded DNA/RNA. These proteins are characterized by the presence of two sets of ribonucleoprotein consensus sequence (RNP-CS) that contain conserved motifs, RNP1 and RNP2, originally described in RNA binding proteins, and required for DNA binding. The RBMS proteins have been implicated in such diverse functions as DNA replication, gene transcription, cell cycle progression and apoptosis. This protein was isolated by phenotypic complementation of *cdc2* and *cdc13* mutants of yeast and is thought to suppress *cdc2* and *cdc13* mutants through the induction of translation of *cdc2*. [provided by RefSeq]

**Other
Designations:** -
