



SZABO SCANDIC

Part of Europa Biosite

Produktinformation



Forschungsprodukte & Biochemikalien



Zellkultur & Verbrauchsmaterial



Diagnostik & molekulare Diagnostik



Laborgeräte & Service

Weitere Information auf den folgenden Seiten!
See the following pages for more information!



Lieferung & Zahlungsart

siehe unsere [Liefer- und Versandbedingungen](#)

Zuschläge

- Mindermengenzuschlag
- Trockeneiszuschlag
- Gefahrgutzuschlag
- Expressversand

SZABO-SCANDIC HandelsgmbH

Quellenstraße 110, A-1100 Wien

T. +43(0)1 489 3961-0

F. +43(0)1 489 3961-7

mail@szabo-scandic.com

www.szabo-scandic.com

[linkedin.com/company/szaboscandic](https://www.linkedin.com/company/szaboscandic) 

RBMS2 monoclonal antibody (M01), clone 3B12

Catalog # : H00005939-M01

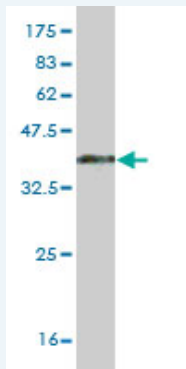
規格 : [100 ug]

List All

Specification

Product Description:	Mouse monoclonal antibody raised against a partial recombinant RBMS2.
Immunogen:	RBMS2 (NP_002889, 308 a.a. ~ 407 a.a) partial recombinant protein with GST tag. MW of the GST tag alone is 26 KDa.
Sequence:	HHHSYLMQPSGSLVTPGMDHPISLQPASMMGPLTQQLGHL SLSSTGTYMPTAAAMQGAYISQYTPVPSSSVSVEESSGQQNQVAVDAPSEHGVYSFQFN*
Host:	Mouse
Reactivity:	Human
Isotype:	IgG2b Kappa

Quality Control Testing: Antibody Reactive Against Recombinant Protein.



Western Blot detection against Immunogen (37 KDa) .

Storage Buffer: In 1x PBS, pH 7.4

Storage Instruction: Store at -20°C or lower. Aliquot to avoid repeated freezing and thawing.

MSDS: [Download](#)

Datasheet: [Download](#)

Applications

Western Blot (Recombinant protein)

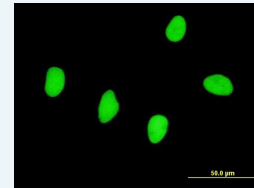
[Protocol Download](#)

Immunofluorescence

Application Image

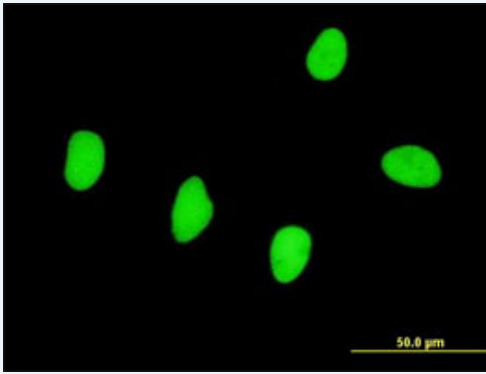
Western Blot (Recombinant protein)

Immunofluorescence



[enlarge](#)

ELISA



[enlarge this image](#)

Immunofluorescence of monoclonal antibody to RBMS2 on HeLa cell . [antibody concentration 10 ug/ml]

[Protocol Download](#)

ELISA

Gene Information

Entrez GeneID: [5939](#)

**GeneBank
Accession#:** [NM_002898](#)

**Protein
Accession#:** [NP_002889](#)

Gene Name: RBMS2

Gene Alias: FLJ39093,FLJ40023,FLJ43262,SCR3

**Gene
Description:** RNA binding motif, single stranded interacting protein 2

Omim ID: [602387](#)

Gene Ontology: [Hyperlink](#)

Gene Summary: The protein encoded by this gene is a member of a small family of proteins which bind single stranded DNA/RNA. These proteins are characterized by the presence of two sets of ribonucleoprotein consensus sequence (RNP-CS) that contain conserved motifs, RNP1 and RNP2, originally described in RNA binding proteins, and required for DNA binding. The RBMS proteins have been implicated in such diverse functions as DNA replication, gene transcription, cell cycle progression and apoptosis. This protein was isolated by phenotypic complementation of *cdc2* and *cdc13* mutants of yeast and is thought to suppress *cdc2* and *cdc13* mutants through the induction of translation of *cdc2*. [provided by RefSeq]

**Other
Designations:** -
