



# SZABO SCANDIC

Part of Europa Biosite

## Produktinformation



Forschungsprodukte & Biochemikalien



Zellkultur & Verbrauchsmaterial



Diagnostik & molekulare Diagnostik



Laborgeräte & Service

Weitere Information auf den folgenden Seiten!  
See the following pages for more information!



### Lieferung & Zahlungsart

siehe unsere [Liefer- und Versandbedingungen](#)

### Zuschläge

- Mindermengenzuschlag
- Trockeneiszuschlag
- Gefahrgutzuschlag
- Expressversand

### SZABO-SCANDIC HandelsgmbH

Quellenstraße 110, A-1100 Wien

T. +43(0)1 489 3961-0

F. +43(0)1 489 3961-7

[mail@szabo-scandic.com](mailto:mail@szabo-scandic.com)

[www.szabo-scandic.com](http://www.szabo-scandic.com)

[linkedin.com/company/szaboscandic](https://www.linkedin.com/company/szaboscandic) 

## RBP4 purified MaxPab mouse polyclonal antibody (B01P) MaxPab®

Catalog # : H00005950-B01P

規格 : [ 50 ug ]

[List All](#)

### Specification

**Product Description:** Mouse polyclonal antibody raised against a full-length human RBP4 protein.

**Immunogen:** RBP4 (NP\_006735.2, 1 a.a. ~ 201 a.a) full-length human protein.

**Sequence:**  
 MKVWVALLLLAALGSGRAERDCRVSSFRVKENFDKARFSGTWYAMAK  
 KDPEGLFLQDNVAEFVSVDETGMQMSATAKGRVRLNNWVDCADMVGT  
 TDTEPAKFKMKYWGWASFLQKGNDDHWIVDTDYDTYAVQYSCRLNL  
 DGTCADSYFVFSRDPNGLPPEAQKIVRQRQEELCLARQYRLIVHNGYC  
 DGRSERNLL

**Host:** Mouse

**Reactivity:** Human

**Quality Control Testing:** Antibody reactive against mammalian transfected lysate.

**Storage Buffer:** In 1x PBS, pH 7.4

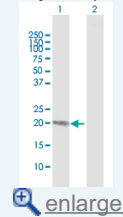
**Storage Instruction:** Store at -20°C or lower. Aliquot to avoid repeated freezing and thawing.


**MSDS:**  [Download](#)

**Datasheet:**  [Download](#)

### Application Image

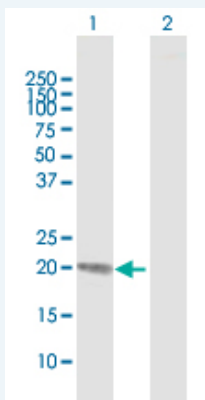
Western Blot (Transfected lysate)



 [enlarge](#)

### Applications


Western Blot (Transfected lysate)



Western Blot analysis of RBP4 expression in transfected 293T cell line ([H00005950-T01](#)) by RBP4 MaxPab polyclonal antibody.

Lane 1: RBP4 transfected lysate(23.00 KDa).

Lane 2: Non-transfected lysate.

 [Protocol Download](#)

### Gene Information

**Entrez GeneID:** [5950](#)

**GeneBank  
Accession#:** [NM\\_006744.3](#)

**Protein  
Accession#:** [NP\\_006735.2](#)

**Gene Name:** RBP4

**Gene Alias:** -

**Gene  
Description:** retinol binding protein 4, plasma

**Omim ID:** [180250](#)

**Gene Ontology:** [Hyperlink](#)

**Gene Summary:** This protein belongs to the lipocalin family and is the specific carrier for retinol (vitamin A alcohol) in the blood. It delivers retinol from the liver stores to the peripheral tissues. In plasma, the RBP-retinol complex interacts with transthyretin which prevents its loss by filtration through the kidney glomeruli. A deficiency of vitamin A blocks secretion of the binding protein posttranslationally and results in defective delivery and supply to the epidermal cells. [provided by RefSeq]

**Other  
Designations:** OTTHUMP00000020114,OTTHUMP00000020116,retinol-binding protein 4, interstitial,retinol-binding protein 4, plasma

#### **Related Disease**

[Alzheimer Disease](#) [Alzheimer disease](#) [Cardiovascular Diseases](#) [Diabetes Complications](#)  
[Diabetes Mellitus, Type 2](#) [Genetic Predisposition to Disease](#) [Glucose Intolerance](#)  
[Hyperlipidemias](#) [Hypertension](#) [Hypertriglyceridemia](#) [Insulin Resistance](#)  
[Metabolic Syndrome X](#) [Neoplasms](#) [Obesity](#) [Obesity](#) [Osteoporosis](#) [Prediabetic State](#)

[服務條款](#) | [隱私權政策](#) | [著作及商標](#) | [網站地圖](#)

©2016 亞諾法生技股份有限公司 Abnova Corporation. 版權所有.