



SZABO SCANDIC

Part of Europa Biosite

Produktinformation



Forschungsprodukte & Biochemikalien



Zellkultur & Verbrauchsmaterial



Diagnostik & molekulare Diagnostik



Laborgeräte & Service

Weitere Information auf den folgenden Seiten!
See the following pages for more information!



Lieferung & Zahlungsart

siehe unsere [Liefer- und Versandbedingungen](#)

Zuschläge

- Mindermengenzuschlag
- Trockeneiszuschlag
- Gefahrgutzuschlag
- Expressversand

SZABO-SCANDIC HandelsgmbH

Quellenstraße 110, A-1100 Wien

T. +43(0)1 489 3961-0

F. +43(0)1 489 3961-7

mail@szabo-scandic.com

www.szabo-scandic.com

[linkedin.com/company/szaboscandic](https://www.linkedin.com/company/szaboscandic) 

RBP4 monoclonal antibody (M01), clone 1E9

Catalog # : H00005950-M01

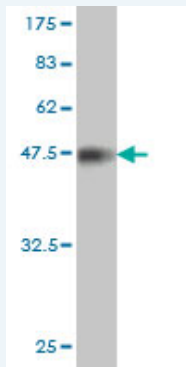
規格 : [100 ug]

[List All](#)

Specification

Product Description:	Mouse monoclonal antibody raised against a full length recombinant RBP4.
Immunogen:	RBP4 (AAH20633.1, 19 a.a. ~ 201 a.a) full-length recombinant protein with GST tag. MW of the GST tag alone is 26 KDa.
Sequence:	ERDCRVSSFRVKENFDKARFSGTWYAMAKKDPEGLFLQDNVAEF SVD ETGQMSATAKGRVRLNNDVVCADMVGTFTDTEPAKFKMKYWGVAS FLQKGNDDHWIVDTDYDTYAVQYSCRLLNLDGTCADSYFVFSRDPNG LPPEAQKIVRQRQEELCLARQYRLIVHNGYCDGRSERLL
Host:	Mouse
Reactivity:	Human
Isotype:	IgG1 Kappa

Quality Control Testing: Antibody Reactive Against Recombinant Protein.



Western Blot detection against Immunogen (45.87 KDa) .

Storage Buffer: In 1x PBS, pH 7.4

Storage Instruction: Store at -20°C or lower. Aliquot to avoid repeated freezing and thawing.

MSDS: [Download](#)

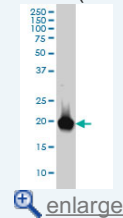
Datasheet: [Download](#)

Applications

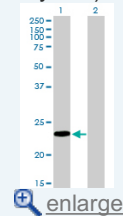
Western Blot (Cell lysate)

Application Image

Western Blot (Cell lysate)

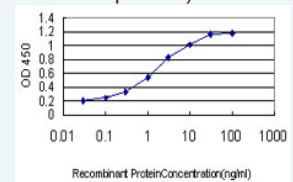


Western Blot (Transfected lysate)

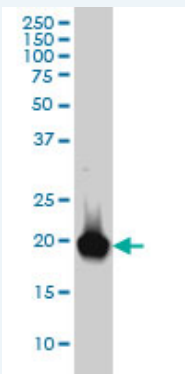


Western Blot (Recombinant protein)

Sandwich ELISA (Recombinant protein)



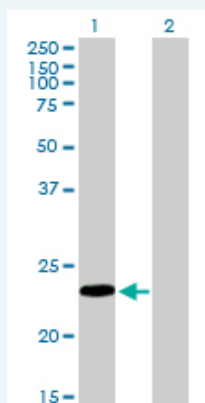
ELISA



RBP4 monoclonal antibody (M01), clone 1E9 Western Blot analysis of RBP4 expression in HepG2 (Cat # L019V1).

[Protocol Download](#)

Western Blot (Transfected lysate)



Western Blot analysis of RBP4 expression in transfected 293T cell line by RBP4 monoclonal antibody (M01), clone 1E9.

Lane 1: RBP4 transfected lysate(23 KDa).

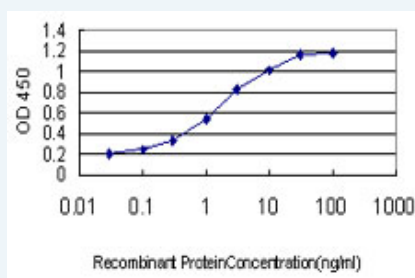
Lane 2: Non-transfected lysate.

[Protocol Download](#)

Western Blot (Recombinant protein)

[Protocol Download](#)

Sandwich ELISA (Recombinant protein)



Detection limit for recombinant GST tagged RBP4 is approximately 0.03ng/ml as a capture antibody.

[Protocol Download](#)

ELISA

Gene Information

Entrez GeneID: [5950](#)

GeneBank [BC020633](#)
Accession#:

Protein [AAH20633.1](#)
Accession#:

Gene Name: RBP4

Gene Alias: -

Gene Description: retinol binding protein 4, plasma

Omim ID: [180250](#)

Gene Ontology: [Hyperlink](#)

Gene Summary: This protein belongs to the lipocalin family and is the specific carrier for retinol (vitamin A alcohol) in the blood. It delivers retinol from the liver stores to the peripheral tissues. In plasma, the RBP-retinol complex interacts with transthyretin which prevents its loss by filtration through the kidney glomeruli. A deficiency of vitamin A blocks secretion of the binding protein posttranslationally and results in defective delivery and supply to the epidermal cells. [provided by RefSeq]

Other Designations: OTTHUMP00000020114,OTTHUMP00000020116,retinol-binding protein 4, interstitial,retinol-binding protein 4, plasma

Related Disease

[Alzheimer Disease](#) [Alzheimer disease](#) [Cardiovascular Diseases](#) [Diabetes Complications](#)
[Diabetes Mellitus, Type 2](#) [Genetic Predisposition to Disease](#) [Glucose Intolerance](#)
[Hyperlipidemias](#) [Hypertension](#) [Hypertriglyceridemia](#) [Insulin Resistance](#)
[Metabolic Syndrome X](#) [Neoplasms](#) [Obesity](#) [Obesity](#) [Osteoporosis](#) [Prediabetic State](#)

[服務條款](#) | [隱私權政策](#) | [著作及商標](#) | [網站地圖](#)

©2016 亞諾法生技股份有限公司 Abnova Corporation. 版權所有.