



SZABO SCANDIC

Part of Europa Biosite

Produktinformation



Forschungsprodukte & Biochemikalien



Zellkultur & Verbrauchsmaterial



Diagnostik & molekulare Diagnostik



Laborgeräte & Service

Weitere Information auf den folgenden Seiten!
See the following pages for more information!



Lieferung & Zahlungsart

siehe unsere [Liefer- und Versandbedingungen](#)

Zuschläge

- Mindermengenzuschlag
- Trockeneiszuschlag
- Gefahrgutzuschlag
- Expressversand

SZABO-SCANDIC HandelsgmbH

Quellenstraße 110, A-1100 Wien

T. +43(0)1 489 3961-0

F. +43(0)1 489 3961-7

mail@szabo-scandic.com

www.szabo-scandic.com

[linkedin.com/company/szaboscandic](https://www.linkedin.com/company/szaboscandic) 

RBP4 monoclonal antibody (M02), clone 4H7

Catalog # : H00005950-M02

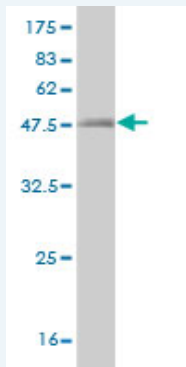
規格 : [100 ug]

[List All](#)

Specification

Product Description:	Mouse monoclonal antibody raised against a full length recombinant RBP4.
Immunogen:	RBP4 (AAH20633.1, 19 a.a. ~ 201 a.a) full-length recombinant protein with GST tag. MW of the GST tag alone is 26 KDa.
Sequence:	ERDCRVSSFRVKENFDKARFSGTWYAMAKKDPEGLFLQDNVAEFSVD ETGQMSATAKGRVRLNNWDVCADMVGFTDTEPAKFKMKYWGVAS FLQKGNDDHWIVDTDYDTYAVQYSCRLNLDGTCADSYFVFSRDPNG LPPEAQKIVRQRQEELCLARQYRLIVHNGYCDGRSERNLL
Host:	Mouse
Reactivity:	Human
Isotype:	IgG1 Lambda

Quality Control Testing: Antibody Reactive Against Recombinant Protein.



Western Blot detection against Immunogen (45.87 KDa) .

Storage Buffer: In 1x PBS, pH 7.4

Storage Instruction: Store at -20°C or lower. Aliquot to avoid repeated freezing and thawing.

MSDS: [Download](#)

Datasheet: [Download](#)

Publication Reference

1. [MafA and MafB regulate genes critical to beta-cells in a unique temporal manner.](#) Artner I, Hang Y, Mazur M, Yamamoto T, Guo M, Lindner J, Magnuson MA, Stein R. *Diabetes*. 2010 Oct;59(10):2530-9. Epub 2010 Jul 13.

Applications

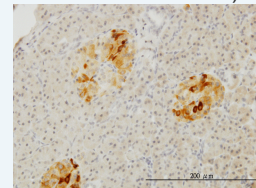
Western Blot (Recombinant protein)

[Protocol Download](#)

Application Image

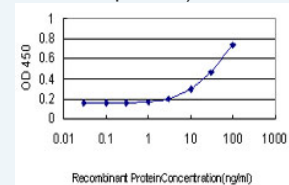
Western Blot (Recombinant protein)

Immunohistochemistry (Formalin/PFA-fixed paraffin-embedded sections)



[enlarge](#)

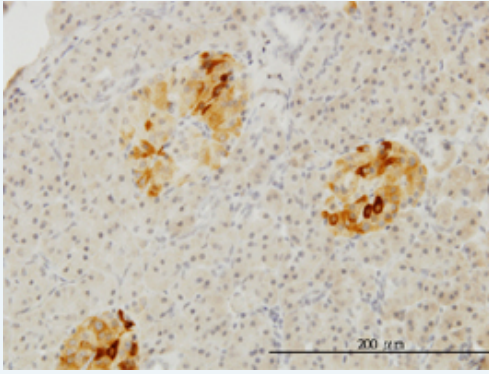
Sandwich ELISA (Recombinant protein)



[enlarge](#)

ELISA

Immunohistochemistry (Formalin/PFA-fixed paraffin-embedded sections)

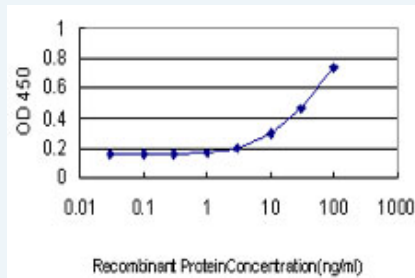


[enlarge this image](#)

Immunoperoxidase of monoclonal antibody to RBP4 on formalin-fixed paraffin-embedded human pancreas. [antibody concentration 1 ug/ml]

[Protocol Download](#)

Sandwich ELISA (Recombinant protein)



Detection limit for recombinant GST tagged RBP4 is approximately 3ng/ml as a capture antibody.

[Protocol Download](#)

ELISA

Gene Information

Entrez GeneID: [5950](#)

GeneBank [BC020633](#)
Accession#:

Protein [AAH20633.1](#)
Accession#:

Gene Name: RBP4

Gene Alias: -

Gene Description: retinol binding protein 4, plasma

Omim ID: [180250](#)

Gene Ontology: [Hyperlink](#)

Gene Summary: This protein belongs to the lipocalin family and is the specific carrier for retinol (vitamin A alcohol) in the blood. It delivers retinol from the liver stores to the peripheral tissues. In plasma, the RBP-retinol complex interacts with transthyretin which prevents its loss by filtration through the kidney glomeruli. A deficiency of vitamin A blocks secretion of the binding protein posttranslationally and results in defective delivery and supply to the epidermal cells. [provided by RefSeq]

Other Designations: OTTHUMP00000020114, OTTHUMP00000020116, retinol-binding protein 4, interstitial, retinol-binding protein 4, plasma

Related Disease

[Alzheimer Disease](#) [Alzheimer disease](#) [Cardiovascular Diseases](#) [Diabetes Complications](#)
[Diabetes Mellitus, Type 2](#) [Genetic Predisposition to Disease](#) [Glucose Intolerance](#)
[Hyperlipidemias](#) [Hypertension](#) [Hypertriglyceridemia](#) [Insulin Resistance](#)
[Metabolic Syndrome X](#) [Neoplasms](#) [Obesity](#) [Obesity](#) [Osteoporosis](#) [Prediabetic State](#)

[服務條款](#) | [隱私權政策](#) | [著作及商標](#) | [網站地圖](#)

©2016 亞諾法生技股份有限公司 Abnova Corporation. 版權所有.