



# SZABO SCANDIC

Part of Europa Biosite

## Produktinformation



Forschungsprodukte & Biochemikalien



Zellkultur & Verbrauchsmaterial



Diagnostik & molekulare Diagnostik



Laborgeräte & Service

Weitere Information auf den folgenden Seiten!  
See the following pages for more information!



### Lieferung & Zahlungsart

siehe unsere [Liefer- und Versandbedingungen](#)

### Zuschläge

- Mindermengenzuschlag
- Trockeneiszuschlag
- Gefahrgutzuschlag
- Expressversand

### SZABO-SCANDIC HandelsgmbH

Quellenstraße 110, A-1100 Wien

T. +43(0)1 489 3961-0

F. +43(0)1 489 3961-7

[mail@szabo-scandic.com](mailto:mail@szabo-scandic.com)

[www.szabo-scandic.com](http://www.szabo-scandic.com)

[linkedin.com/company/szaboscandic](https://www.linkedin.com/company/szaboscandic) 

## RBP4 monoclonal antibody (M05), clone 4D9

Catalog # : H00005950-M05

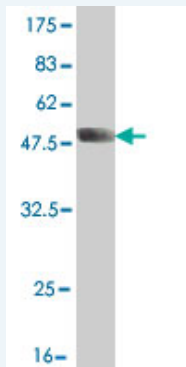
規格 : [ 100 ug ]

[List All](#)

### Specification

<b>Product Description:</b>	Mouse monoclonal antibody raised against a full length recombinant RBP4.
<b>Immunogen:</b>	RBP4 (AAH20633.1, 19 a.a. ~ 201 a.a) full-length recombinant protein with GST tag. MW of the GST tag alone is 26 KDa.
<b>Sequence:</b>	ERDCRVSSFRVKENFDKARFSGTWYAMAKKDPEGLFLQDNVAEFSVD ETGQMSATAKGRVRLNNDVDCADMVGTFDTEDPAKFVKMKYWGVAS FLQKGNDDHWIVDTDYDTYAVQYSCRLLNLDGTCADSYFVFSRDPNG LPPEAQKIVRQRQEELCLARQYRLIVHNGYCDGRSERLL
<b>Host:</b>	Mouse
<b>Reactivity:</b>	Human
<b>Isotype:</b>	IgG1 Kappa

**Quality Control Testing:** Antibody Reactive Against Recombinant Protein.



Western Blot detection against Immunogen (45.87 KDa) .

**Storage Buffer:** In 1x PBS, pH 7.4

**Storage Instruction:** Store at -20°C or lower. Aliquot to avoid repeated freezing and thawing.

**MSDS:** [Download](#)

**Datasheet:** [Download](#)

### Applications

**Western Blot (Recombinant protein)**

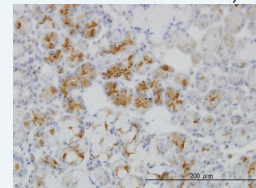
[Protocol Download](#)

**Immunohistochemistry (Formalin/PFA-fixed paraffin-embedded sections)**

### Application Image

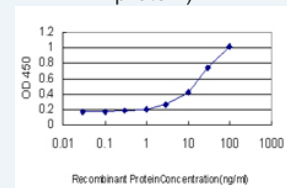
Western Blot (Recombinant protein)

Immunohistochemistry (Formalin/PFA-fixed paraffin-embedded sections)



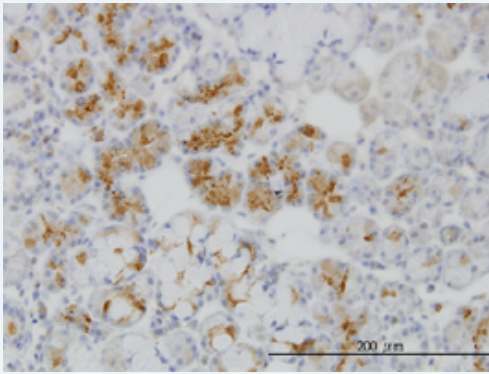
[enlarge](#)

Sandwich ELISA (Recombinant protein)



[enlarge](#)

ELISA

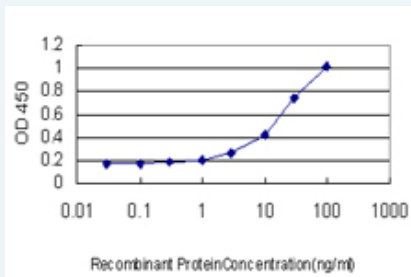


[enlarge this image](#)

Immunoperoxidase of monoclonal antibody to RBP4 on formalin-fixed paraffin-embedded human salivary gland. [antibody concentration 1 ug/ml]

[Protocol Download](#)

### Sandwich ELISA (Recombinant protein)



Detection limit for recombinant GST tagged RBP4 is approximately 1 ng/ml as a capture antibody.

[Protocol Download](#)

### ELISA

#### Gene Information

Entrez GeneID: [5950](#)

GeneBank [BC020633](#)

Accession#:

Protein [AAH20633.1](#)

Accession#:

Gene Name: RBP4

Gene Alias: -

Gene Description: retinol binding protein 4, plasma

Omim ID: [180250](#)

Gene Ontology: [Hyperlink](#)

**Gene Summary:** This protein belongs to the lipocalin family and is the specific carrier for retinol (vitamin A alcohol) in the blood. It delivers retinol from the liver stores to the peripheral tissues. In plasma, the RBP-retinol complex interacts with transthyretin which prevents its loss by filtration through the kidney glomeruli. A deficiency of vitamin A blocks secretion of the binding protein posttranslationally and results in defective delivery and supply to the epidermal cells. [provided by RefSeq]

Other Designations: OTTHUMP00000020114, OTTHUMP00000020116, retinol-binding protein 4, interstitial, retinol-binding protein 4, plasma

#### Related Disease

[Alzheimer Disease](#) [Alzheimer disease](#) [Cardiovascular Diseases](#) [Diabetes Complications](#)  
[Diabetes Mellitus, Type 2](#) [Genetic Predisposition to Disease](#) [Glucose Intolerance](#)  
[Hyperlipidemias](#) [Hypertension](#) [Hypertriglyceridemia](#) [Insulin Resistance](#)  
[Metabolic Syndrome X](#) [Neoplasms](#) [Obesity](#) [Obesity](#) [Osteoporosis](#) [Prediabetic State](#)

---

[服務條款](#) | [隱私權政策](#) | [著作及商標](#) | [網站地圖](#)

©2016 亞諾法生技股份有限公司 Abnova Corporation. 版權所有.