



SZABO SCANDIC

Part of Europa Biosite

Produktinformation



Forschungsprodukte & Biochemikalien



Zellkultur & Verbrauchsmaterial



Diagnostik & molekulare Diagnostik



Laborgeräte & Service

Weitere Information auf den folgenden Seiten!
See the following pages for more information!



Lieferung & Zahlungsart

siehe unsere [Liefer- und Versandbedingungen](#)

Zuschläge

- Mindermengenzuschlag
- Trockeneiszuschlag
- Gefahrgutzuschlag
- Expressversand

SZABO-SCANDIC HandelsgmbH

Quellenstraße 110, A-1100 Wien

T. +43(0)1 489 3961-0

F. +43(0)1 489 3961-7

mail@szabo-scandic.com

www.szabo-scandic.com

[linkedin.com/company/szaboscandic](https://www.linkedin.com/company/szaboscandic) 



RCVRN purified MaxPab mouse polyclonal antibody (B01P) MaxPab®

Catalog # : H00005957-B01P

規格 : [50 ug]

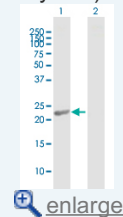
List All


Specification

Product Description:	Mouse polyclonal antibody raised against a full-length human RCVRN protein.
Immunogen:	RCVRN (NP_002894.1, 1 a.a. ~ 200 a.a) full-length human protein.
Sequence:	MGNSKSGALSKEILEELQLNTKFSEELCSWYQSFLKDCPTGRITQQQF QSIYAKFFPDTDPKAYAQHVFERSFDSNLDGTLDFKEYVIALHMTTAGKTN QKLEWAFSLYDVDGNGTISKNEVLEIVMAIFKMITPEDVKLLPDDENTPEK RAEKIWKYFGKNDDDKLTEKEFIEGTLANKEILRLIQFEPQKVKEKMKNA
Host:	Mouse
Reactivity:	Human
Quality Control Testing:	Antibody reactive against mammalian transfected lysate.
Storage Buffer:	In 1x PBS, pH 7.4
Storage Instruction:	Store at -20°C or lower. Aliquot to avoid repeated freezing and thawing.
MSDS:	 Download
Datasheet:	 Download

Application Image

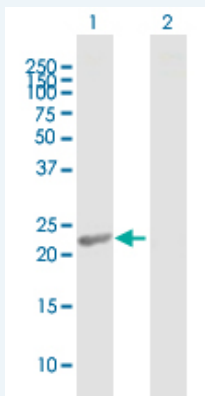
Western Blot (Transfected lysate)



 enlarge

Applications

Western Blot (Transfected lysate)



Western Blot analysis of RCVRN expression in transfected 293T cell line (H00005957-T01) by RCVRN MaxPab polyclonal antibody.

Lane 1: RCV1 transfected lysate(22 KDa).
Lane 2: Non-transfected lysate.

 [Protocol Download](#)

Gene Information

Entrez GeneID: [5957](#)

GeneBank Accession#: [NM_002903.2](#)

Protein Accession#: [NP_002894.1](#)

Gene Name: RCVRN

Gene Alias: RCV1

Gene Description: recoverin

Omim ID: [179618](#)

Gene Ontology: [Hyperlink](#)

Gene Summary: This gene encodes a member of the recoverin family of neuronal calcium sensors. The encoded protein contains three calcium-binding EF-hand domains and may prolong the termination of the phototransduction cascade in the retina by blocking the phosphorylation of photo-activated rhodopsin. Recoverin may be the antigen responsible for cancer-associated retinopathy. [provided by RefSeq]

Other Designations: cancer associated retinopathy antigen

[服務條款](#) | [隱私權政策](#) | [著作及商標](#) | [網站地圖](#)

©2016 亞諾法生技股份有限公司 Abnova Corporation. 版權所有.