



SZABO SCANDIC

Part of Europa Biosite

Produktinformation



Forschungsprodukte & Biochemikalien



Zellkultur & Verbrauchsmaterial



Diagnostik & molekulare Diagnostik



Laborgeräte & Service

Weitere Information auf den folgenden Seiten!
See the following pages for more information!



Lieferung & Zahlungsart

siehe unsere [Liefer- und Versandbedingungen](#)

Zuschläge

- Mindermengenzuschlag
- Trockeneiszuschlag
- Gefahrgutzuschlag
- Expressversand

SZABO-SCANDIC HandelsgmbH

Quellenstraße 110, A-1100 Wien

T. +43(0)1 489 3961-0

F. +43(0)1 489 3961-7

mail@szabo-scandic.com

www.szabo-scandic.com

[linkedin.com/company/szaboscandic](https://www.linkedin.com/company/szaboscandic) 

RENBP polyclonal antibody (A01)

Catalog # : H00005973-A01

規格 : [50 uL]

List All

Specification

Product Description: Mouse polyclonal antibody raised against a partial recombinant RENBP.

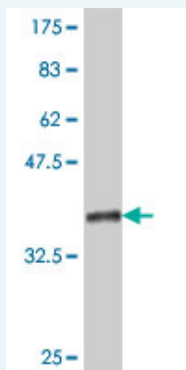
Immunogen: RENBP (NP_002901, 301 a.a. ~ 400 a.a) partial recombinant protein with GST tag.

Sequence: FCPTQLEWAMKLWWPHSEAMIAFLMGYSDSGDPVLLRFLFYQVAEYTFR
QFRDPEYGEWFGYLSREGKVALSIKGGPFKGC FHVPRCLAMCEEMLGALLSR

Host: Mouse

Reactivity: Human

Quality Control Testing: Antibody Reactive Against Recombinant Protein.



Western Blot detection against Immunogen (37.11 kDa) .

Storage Buffer: 50 % glycerol

Storage Instruction: Store at -20°C or lower. Aliquot to avoid repeated freezing and thawing.

MSDS: [Download](#)

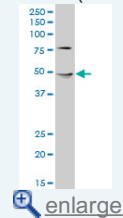
Datasheet: [Download](#)

Applications

Western Blot (Cell lysate)

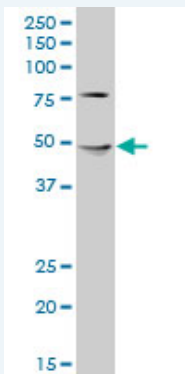
Application Image

Western Blot (Cell lysate)



Western Blot (Recombinant protein)

ELISA



RENBP polyclonal antibody (A01), Lot # 051123JC01 Western Blot analysis of RENBP expression in HeLa (Cat # L013V1).

 [Protocol Download](#)

Western Blot (Recombinant protein)

 [Protocol Download](#)

ELISA

Gene Information

Entrez GeneID: [5973](#)

GeneBank Accession#: [NM_002910](#)

Protein Accession#: [NP_002901](#)

Gene Name: RENBP

Gene Alias: RBP,RNBP

Gene Description: renin binding protein

Omim ID: [312420](#)

Gene Ontology: [Hyperlink](#)

Gene Summary: The gene product inhibits renin activity by forming a dimer with renin, a complex known as high molecular weight renin. The encoded protein contains a leucine zipper domain, which is essential for its dimerization with renin. The gene product can catalyze the interconversion of N-acetylglucosamine to N-acetylmannosamine, indicating that it is a GlcNAc 2-epimerase. Transcript variants utilizing alternative promoters have been described in the literature. [provided by RefSeq]

Other Designations: GlcNAc 2-epimerase,N-acetyl-D-glucosamine 2-epimerase,N-acetylglucosamine 2-epimerase,OTTHUMP00000025998,OTTHUMP00000196204,renin-binding protein

Gene Pathway

[Amino sugar and nucleotide sugar metabolism](#)

Related Disease

[Cardiovascular Diseases](#) [Diabetes Mellitus, Type 2](#) [Edema](#) [Emergencies](#) [Hypertension](#)

