



# SZABO SCANDIC

Part of Europa Biosite

## Produktinformation



Forschungsprodukte & Biochemikalien



Zellkultur & Verbrauchsmaterial



Diagnostik & molekulare Diagnostik



Laborgeräte & Service

Weitere Information auf den folgenden Seiten!  
See the following pages for more information!



### Lieferung & Zahlungsart

siehe unsere [Liefer- und Versandbedingungen](#)

### Zuschläge

- Mindermengenzuschlag
- Trockeneiszuschlag
- Gefahrgutzuschlag
- Expressversand

### SZABO-SCANDIC HandelsgmbH

Quellenstraße 110, A-1100 Wien

T. +43(0)1 489 3961-0

F. +43(0)1 489 3961-7

[mail@szabo-scandic.com](mailto:mail@szabo-scandic.com)

[www.szabo-scandic.com](http://www.szabo-scandic.com)

[linkedin.com/company/szaboscandic](https://www.linkedin.com/company/szaboscandic) 

## RENBP purified MaxPab mouse polyclonal antibody (B01P) MaxPab®

Catalog # : H00005973-B01P

規格 : [ 50 ug ]

[List All](#)

### Specification

**Product Description:** Mouse polyclonal antibody raised against a full-length human RENBP protein.

**Immunogen:** RENBP (ABM86397.1, 1 a.a. ~ 417 a.a) full-length human protein.

**Sequence:**  
 MEKERETLQAWKERVGEQELDRVAFWMEHSHDQEHGGFFTCLGREG  
 RYVDDLKYVWLQGRQVWMYCRLYRTFERFRHAQLLDAKAGGEFLLR  
 YARVAPPGKKCAFVLTRDGRPVKVQRTIFSECFYTMAMNELWRATGEV  
 RYQTEAVEMMDQIVHWVQEDASGLGRPQLQGAPAAEPMAVPMMLLNL  
 VEQLGEADEELAGKYAELGDWCARRILQHVQRDGGQAVPENVSEGGKEL  
 PGCLGRQQNPGHTLEAGWFLLRHCIRKGDPELRAHVIDKFLLLPFHSGW  
 DPDHGGLFYFQDADNFCPTQLEWAMKLWPHSEAMIAFLMGYSDSGD  
 PVLLRLFYQVAEYTFRQFRDPEYGEWFGYLSREGKVALSIKGGPFKGC  
 FHVPRCLAMCEEMLGALLSRPAPAPSPAPTACRGAE

**Host:** Mouse

**Reactivity:** Human

**Quality Control Testing:** Antibody reactive against mammalian transfected lysate.

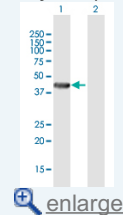
**Storage Buffer:** In 1x PBS, pH 7.4


**Storage Instruction:** Store at -20°C or lower. Aliquot to avoid repeated freezing and thawing.

**Datasheet:**  [Download](#)

### Application Image

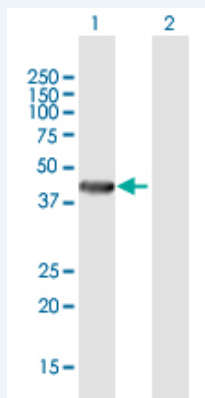
Western Blot (Transfected lysate)



 [enlarge](#)

### Applications


#### Western Blot (Transfected lysate)



Western Blot analysis of RENBP expression in transfected 293T cell line ([H00005973-T01](#)) by RENBP MaxPab polyclonal antibody.

Lane 1: RENBP transfected lysate(45.87 KDa).

Lane 2: Non-transfected lysate.

 [Protocol Download](#)

## Gene Information

---

**Entrez GeneID:** [5973](#)

---

**GeneBank  
Accession#:** [DQ895471.2](#)

---

**Protein  
Accession#:** [ABM86397.1](#)

---

**Gene Name:** RENBP

---

**Gene Alias:** RBP,RNBP

---

**Gene  
Description:** renin binding protein

---

**Omim ID:** [312420](#)

---

**Gene Ontology:** [Hyperlink](#)

---

**Gene Summary:** The gene product inhibits renin activity by forming a dimer with renin, a complex known as high molecular weight renin. The encoded protein contains a leucine zipper domain, which is essential for its dimerization with renin. The gene product can catalyze the interconversion of N-acetylglucosamine to N-acetylmannosamine, indicating that it is a GlcNAc 2-epimerase. Transcript variants utilizing alternative promoters have been described in the literature. [provided by RefSeq]

---

**Other  
Designations:** GlcNAc 2-epimerase,N-acetyl-D-glucosamine 2-epimerase,N-acylglucosamine 2-epimerase,OTTHUMP00000025998,OTTHUMP00000196204,renin-binding protein

---

## Gene Pathway

---

[Amino sugar and nucleotide sugar metabolism](#)

## Related Disease

---

[Cardiovascular Diseases](#) [Diabetes Mellitus, Type 2](#) [Edema](#) [Emergencies](#) [Hypertension](#)