



# SZABO SCANDIC

Part of Europa Biosite

## Produktinformation



Forschungsprodukte & Biochemikalien



Zellkultur & Verbrauchsmaterial



Diagnostik & molekulare Diagnostik



Laborgeräte & Service

Weitere Information auf den folgenden Seiten!  
See the following pages for more information!



### Lieferung & Zahlungsart

siehe unsere [Liefer- und Versandbedingungen](#)

### Zuschläge

- Mindermengenzuschlag
- Trockeneiszuschlag
- Gefahrgutzuschlag
- Expressversand

### SZABO-SCANDIC HandelsgmbH

Quellenstraße 110, A-1100 Wien

T. +43(0)1 489 3961-0

F. +43(0)1 489 3961-7

[mail@szabo-scandic.com](mailto:mail@szabo-scandic.com)

[www.szabo-scandic.com](http://www.szabo-scandic.com)

[linkedin.com/company/szaboscandic](https://www.linkedin.com/company/szaboscandic) 

## UPF1 monoclonal antibody (M01), clone 4G3

Catalog # : H00005976-M01

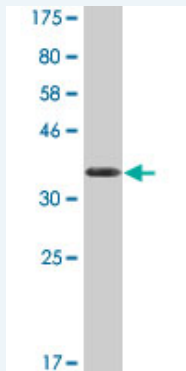
規格 : [ 50 ug ]

[List All](#)

### Specification

<b>Product Description:</b>	Mouse monoclonal antibody raised against a partial recombinant UPF1.
<b>Immunogen:</b>	UPF1 (NP_002902.2, 1019 a.a. ~ 1116 a.a) partial recombinant protein with GST tag. MW of the GST tag alone is 26 KDa.
<b>Sequence:</b>	GRQKNRFGLPGPSQTNLPNSQASQDVASQPF SQGALTQGYISMSQPS QMSQPGLSQPELSQDSYLGDEFKSKIDVALSQDSTYQGERAYQHGGV TGLS
<b>Host:</b>	Mouse
<b>Reactivity:</b>	Human
<b>Isotype:</b>	IgG2a Kappa

**Quality Control Testing:** Antibody Reactive Against Recombinant Protein.



Western Blot detection against Immunogen (36.52 KDa) .

**Storage Buffer:** In 1x PBS, pH 7.4

**Storage Instruction:** Store at -20°C or lower. Aliquot to avoid repeated freezing and thawing.

**MSDS:** [Download](#)

**Datasheet:** [Download](#)

### Applications

**Western Blot (Recombinant protein)**

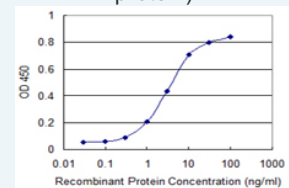
[Protocol Download](#)

**Sandwich ELISA (Recombinant protein)**

### Application Image

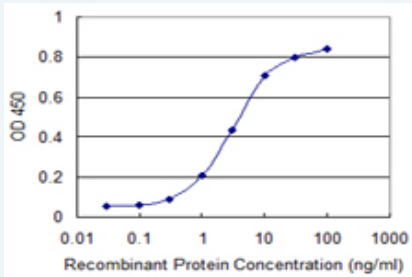
Western Blot (Recombinant protein)

Sandwich ELISA (Recombinant protein)



[enlarge](#)

ELISA



Detection limit for recombinant GST tagged UPF1 is 0.1 ng/ml as a capture antibody.

 [Protocol Download](#)

## ELISA

### Gene Information

Entrez GeneID: [5976](#)

GeneBank [NM\\_002911](#)

Accession#:

Protein [NP\\_002902.2](#)

Accession#:

Gene Name: UPF1

Gene Alias: FLJ43809,FLJ46894,HUPF1,KIAA0221,NORF1,RENT1,pNORF1

Gene Description: UPF1 regulator of nonsense transcripts homolog (yeast)

Omim ID: [601430](#)

Gene Ontology: [Hyperlink](#)

**Gene Summary:** This gene encodes a protein that is part of a post-splicing multiprotein complex involved in both mRNA nuclear export and mRNA surveillance. mRNA surveillance detects exported mRNAs with truncated open reading frames and initiates nonsense-mediated mRNA decay (NMD). When translation ends upstream from the last exon-exon junction, this triggers NMD to degrade mRNAs containing premature stop codons. This protein is located only in the cytoplasm. When translation ends, it interacts with the protein that is a functional homolog of yeast Upf2p to trigger mRNA decapping. Use of multiple polyadenylation sites has been noted for this gene. [provided by RefSeq]

**Other Designations:** UP Frameshift 1,delta helicase,nonsense mRNA reducing factor 1,regulator of nonsense transcripts 1,up-frameshift mutation 1 homolog,yeast Upf1p homolog