



SZABO SCANDIC

Part of Europa Biosite

Produktinformation



Forschungsprodukte & Biochemikalien



Zellkultur & Verbrauchsmaterial



Diagnostik & molekulare Diagnostik



Laborgeräte & Service

Weitere Information auf den folgenden Seiten!
See the following pages for more information!



Lieferung & Zahlungsart

siehe unsere [Liefer- und Versandbedingungen](#)

Zuschläge

- Mindermengenzuschlag
- Trockeneiszuschlag
- Gefahrgutzuschlag
- Expressversand

SZABO-SCANDIC HandelsgmbH

Quellenstraße 110, A-1100 Wien

T. +43(0)1 489 3961-0

F. +43(0)1 489 3961-7

mail@szabo-scandic.com

www.szabo-scandic.com

[linkedin.com/company/szaboscandic](https://www.linkedin.com/company/szaboscandic) 

RFNG monoclonal antibody (M08), clone 6C7

Catalog # : H00005986-M08

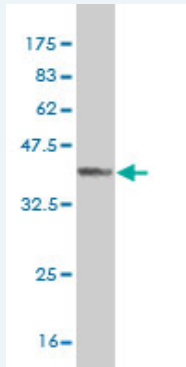
規格 : [100 ug]

[List All](#)

Specification

Product Description:	Mouse monoclonal antibody raised against a partial recombinant RFNG.
Immunogen:	RFNG (AAC51359.1, 82 a.a. ~ 190 a.a) partial recombinant protein with GST tag. MW of the GST tag alone is 26 KDa.
Sequence:	LGSMSTAEQVRLPDDCTVGYIVEGLLGARLLHSPLFHSHLENLQRLPP DTLLQQVTLSHGPPENPQNVVMAGGFSLHQDPTRFKSIHCLLYPDTD WCPRQKQGAPTS
Host:	Mouse
Reactivity:	Human
Isotype:	IgG1 Kappa

Quality Control Testing: Antibody Reactive Against Recombinant Protein.



Western Blot detection against Immunogen (37.73 KDa) .

Storage Buffer: In 1x PBS, pH 7.4

Storage Instruction: Store at -20°C or lower. Aliquot to avoid repeated freezing and thawing.

MSDS: [Download](#)

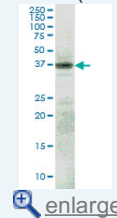
Datasheet: [Download](#)

Applications

Western Blot (Cell lysate)

Application Image

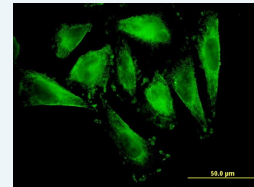
Western Blot (Cell lysate)



[enlarge](#)

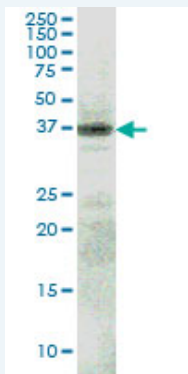
Western Blot (Recombinant protein)

Immunofluorescence



[enlarge](#)

ELISA



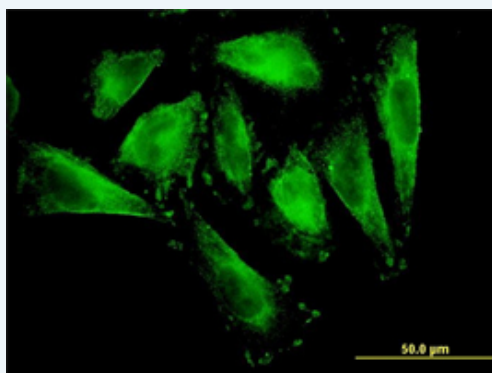
RFNG monoclonal antibody (M08), clone 6C7 Western Blot analysis of RFNG expression in HepG2 (Cat # L019V1).

[Protocol Download](#)

Western Blot (Recombinant protein)

[Protocol Download](#)

Immunofluorescence



[enlarge this image](#)

Immunofluorescence of monoclonal antibody to RFNG on HepG2 cell. [antibody concentration 10 ug/ml]

[Protocol Download](#)

ELISA

Gene Information

Entrez GeneID: [5986](#)

GeneBank [U94353.1](#)
Accession#:

Protein [AAC51359.1](#)
Accession#:

Gene Name: RFNG

Gene Alias: -

Gene Description: RFNG O-fucosylpeptide 3-beta-N-acetylglucosaminyltransferase

Omim ID: [602578](#)

Gene Ontology: [Hyperlink](#)

Other Designations: beta-1,3-N-acetylglucosaminyltransferase radical fringe,radical fringe homolog

Gene Pathway

